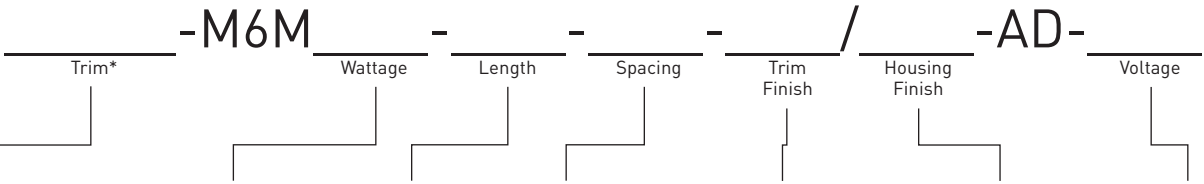
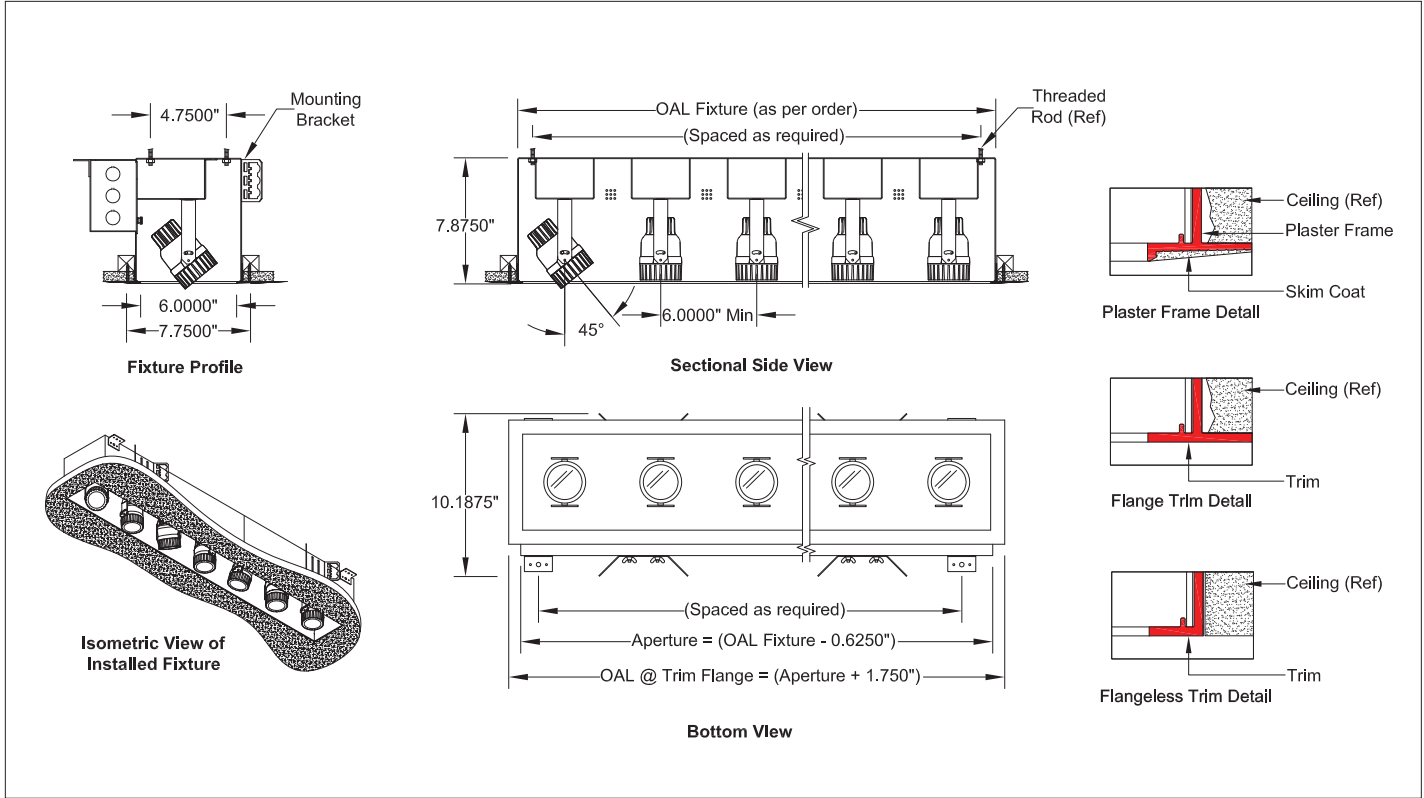


Linear Accentlight, Open Aperture



Trim Type*	Wattage	Length	Spacing	Trim Finish	Housing Finish	Voltage
<input type="checkbox"/> VLAP Plaster	<input type="checkbox"/> 20	Specify Length (in inches)	<input type="checkbox"/> 6" Minimum	<input type="checkbox"/> W White	<input type="checkbox"/> W White	<input type="checkbox"/> 1 (120V)
<input type="checkbox"/> VLAF Flange	<input type="checkbox"/> 39		<input type="checkbox"/> Custom (Specify)	<input type="checkbox"/> B Black	<input type="checkbox"/> B Black	<input type="checkbox"/> 2 (277V)
<input type="checkbox"/> VLAX Flangeless				<input type="checkbox"/> C Custom	<input type="checkbox"/> C Custom	

* P=Plaster: For use with Drywall and Fellert.

F=Flange: Suitable for all ceiling types.

X=Flangeless: For use with Donn Finline 9/16, Armstrong Bolt Slot 9/16, TechZone 9/16 Superfine, TechZone 15/16 Prelude, TechZone 9/16 Interlude, Decoustic and Wood.

Description

Linear MR16 metal halide open aperture accent fixture. Adjustable lampholders. Plaster, flanged or flangeless trim.

Features

- Lengths made-to-measure
- Below ceiling access to ballast and wiring.
- Lampholders are adjustable from 0°-45°.

Fixture Specifications

Finish: Black (std), custom available.
Weight: Approx. 13 lbs./ft.

Electrical

- Power Consumption: 39 watts per lamp.
- Ambient temperature 100 °F. maximum.
- Integral electronic ballasts, thermally protected.
- Through branch wiring capable.

Mounting

- Universal mounting brackets included.
- Contact factory for special ceiling conditions.

Options (Consult factory)

- Lenses: Page 2

Photometry: Consult factory



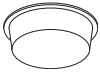

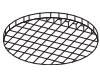
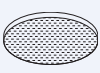













All designs and scaled drawings shall remain the property of STARFIRE LIGHTING, INC., and may not be reproduced or transmitted without expressed written consent. STARFIRE LIGHTING, INC. reserves the right to make changes on approved designs to facilitate manufacturing methods to the extent that such changes do not compromise design integrity.

VLA

Job Name:

Fixture Type:

Lens Options

	Accessories/Lenses		Cat. No.
<input type="checkbox"/>		Snoot	SNM6
<input type="checkbox"/>		Cross Blade Baffle	XBM6
<input type="checkbox"/>		Hexagonal Louver	HXM6
<input type="checkbox"/>		Solite Spread Lens	SOM6
<input type="checkbox"/>		Frosted Solite Spread Lens	FSM6
<input type="checkbox"/>		Prismatic Spread Lens	PRM6
<input type="checkbox"/>		Frosted Prismatic Spread Lens	FPM6
<input type="checkbox"/>		Skytex Linear Spread Lens	SKM6
<input type="checkbox"/>		Frosted Skytex Linear Spread Lens	FKM6
<input type="checkbox"/>		Flash Opal Lens	FOM6
<input type="checkbox"/>		Optivex UV Lens	UVM6
<input type="checkbox"/>		Frosted Clear Lens	FCM6
<input type="checkbox"/>		Red Filter Lens	RLM6
<input type="checkbox"/>		Green Filter Lens	GLM6
<input type="checkbox"/>		Blue Filter Lens	BLM6
<input type="checkbox"/>		Amber Filter Lens	ALM6
<input type="checkbox"/>		Dichroic Filter Lens	DLM6

For other accessory/lens options, consult factory.