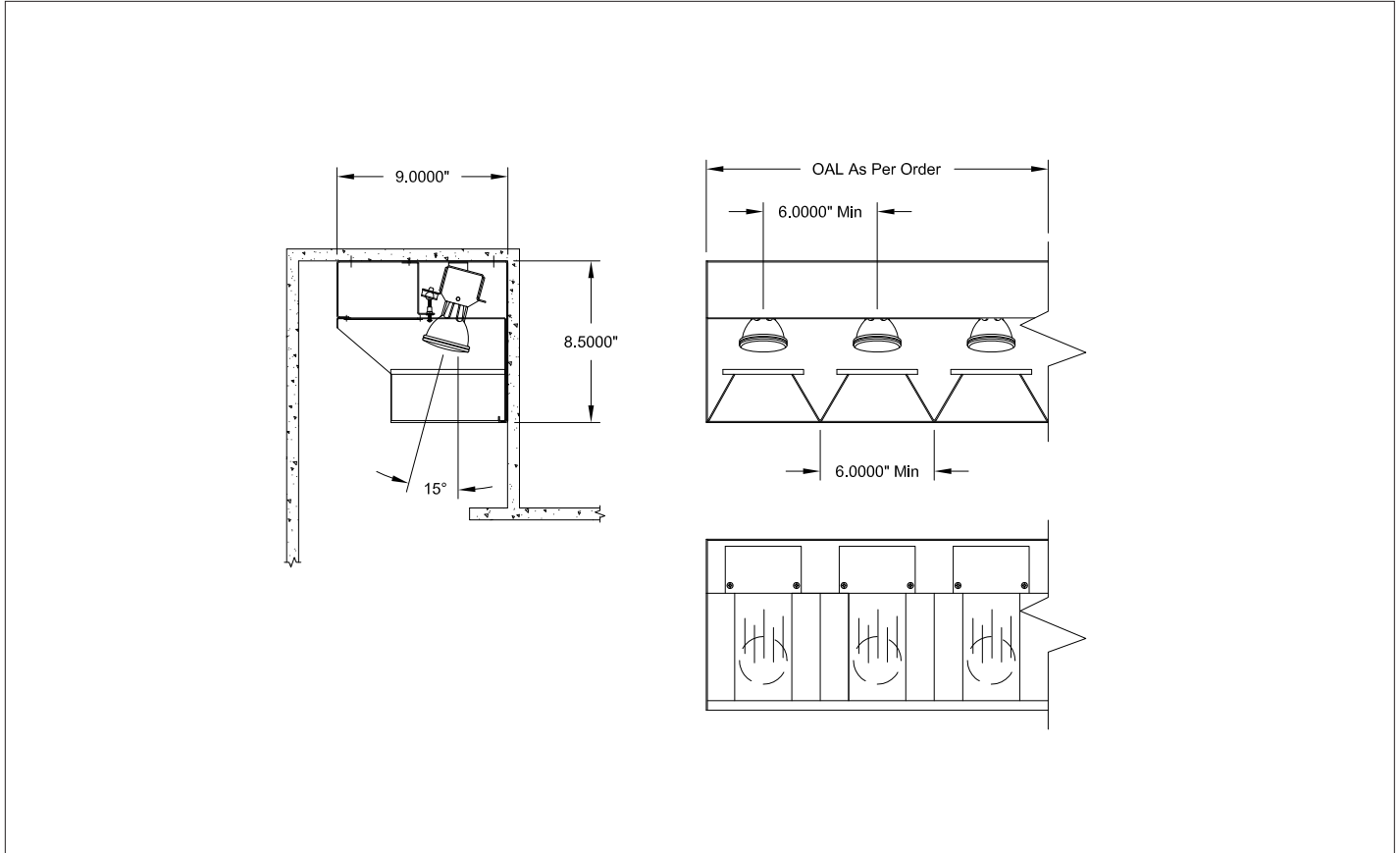


## Linear Wall Grazer, Surface Mount



VLBG-P250- \_\_\_\_\_ - \_\_\_\_\_ - \_\_\_\_\_ /B- \_\_\_\_\_ -1

		Length	Spacing	Baffle Finish	Lampholder	
<b>Wattage</b>	<b>Length</b>	<b>Spacing</b>	<b>Baffle</b>	<b>Lampholder</b>	<b>Voltage</b>	
<input type="checkbox"/> 50	Specify Length (in inches)	<input type="checkbox"/> 6" Min. <input type="checkbox"/> Custom (Specify)	<input type="checkbox"/> W White <input type="checkbox"/> B Black <input type="checkbox"/> Custom (Specify)	<input type="checkbox"/> FX Fixed <input type="checkbox"/> AD Adjustable	<input type="checkbox"/> 1 (120V)	

### Description

Surface mounted PAR20 wall grazer with baffle and spread lens.

### Features

- Standard Lens: Skytex linear spread lens.
- Lengths made-to-measure.
- Adjustable lampholders aim in unison.
- Flangeless construction.
- Access to wiring from bottom of fixture.

### Fixture Specifications

Finish: Black (std), custom available.  
Weight: Approx. 10 lbs./ft.

### Electrical

- Power Consumption: 100 watts/ft. max.
- Ambient temperature 100 °F. maximum.
- Through branch wiring capable.

### Mounting

- Surface mounted. Contact factory for special ceiling conditions.

### Options (Consult factory)

- Lenses: Page 2

Photometry: Page 3









All designs and scaled drawings shall remain the property of STARFIRE LIGHTING, INC., and may not be reproduced or transmitted without expressed written consent. STARFIRE LIGHTING, INC. reserves the right to make changes on approved designs to facilitate manufacturing methods to the extent that such changes do not compromise design integrity.

VLBG

Job Name:

Fixture Type:

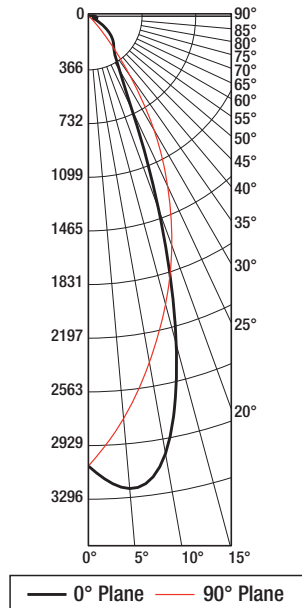
### Lens Options

	Lenses		Cat. No.
<input type="checkbox"/>		Solite Spread Lens	SO
<input type="checkbox"/>		Frosted Solite Spread Lens	FS
<input type="checkbox"/>		Prismatic Spread Lens	PR
<input type="checkbox"/>		Frosted Prismatic Spread Lens	FP
<input type="checkbox"/>		Skytex Linear Spread Lens	SK
<input type="checkbox"/>		Frosted Skytex Linear Spread Lens	FK

For other lens options, consult factory.

# VersaLux™ Series VLBG

## Linear Wall Grazer Surface Mount

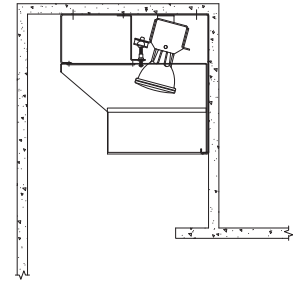


## Fixture Photometrics

50 Watt FL30

6" On Center Lamp Spacing, 5° Aiming Angle  
Skytex Lens

Photometry reports for other fixture configurations, consult factory



Total Luminaire Efficiency: 73.20%

### Candela Distribution

	0	22.5	45	67.5	90	112.5	135	157.5	180
0	3069	3069	3069	3069	3069	3069	3069	3069	3069
5	3235	3296	3124	2950	2756	2623	2457	2375	2322
15	2314	2303	2310	2369	2034	1683	1250	839	714
25	705	950	1353	1445	1278	860	453	311	277
35	313	348	485	633	491	285	187	112	83
45	238	213	152	105	71	53	36	5	
55	147	108	48	14	6	4	1		
65	49	48	22	2					
75	51	57	40	3					
85	52	54	42	23					
90	49	48	40	25					

### Vertical Footcandles

0'	0
1'	1
2'	7
3'	23
4'	26
5'	16
6'	11
7'	7
8'	6

### Zonal Lumen Summary

0-5	134
5-10	220
10-15	254
15-20	244
20-25	207
25-30	160
30-35	108
35-40	63
40-45	37
45-50	24
50-55	14
55-60	9
60-65	6
65-70	6
70-75	8
75-80	10
80-85	10
85-90	9

### Utilization

RC	80				70				50			30			10			Flux
RW	70	50	30	10	70	50	30	10	50	30	10	50	30	10	50	30	10	0
0	88	88	88	88	86	86	86	86	82	82	82	78	78	78	75	75	75	73
1	84	81	79	78	82	80	78	76	77	75	74	74	73	72	69	69	69	68
2	80	76	73	70	78	75	72	69	72	70	68	70	68	66	64	64	64	64
3	76	71	67	65	74	70	67	64	68	65	63	66	64	62	60	60	60	60
4	72	67	63	60	71	66	62	59	64	61	59	63	60	58	56	56	56	56
5	69	63	59	56	68	62	58	56	61	58	55	60	57	54	53	53	53	53
6	66	60	55	52	65	59	55	52	58	54	52	57	54	51	50	50	50	50
7	63	57	52	49	62	56	52	49	55	52	49	54	51	49	47	47	47	47
8	60	54	50	47	60	53	49	47	53	49	46	52	49	46	45	45	45	45
9	58	51	47	44	57	51	47	44	50	47	44	49	46	44	43	43	43	43
10	56	49	45	42	55	49	45	42	48	44	42	47	44	42	41	41	41	4