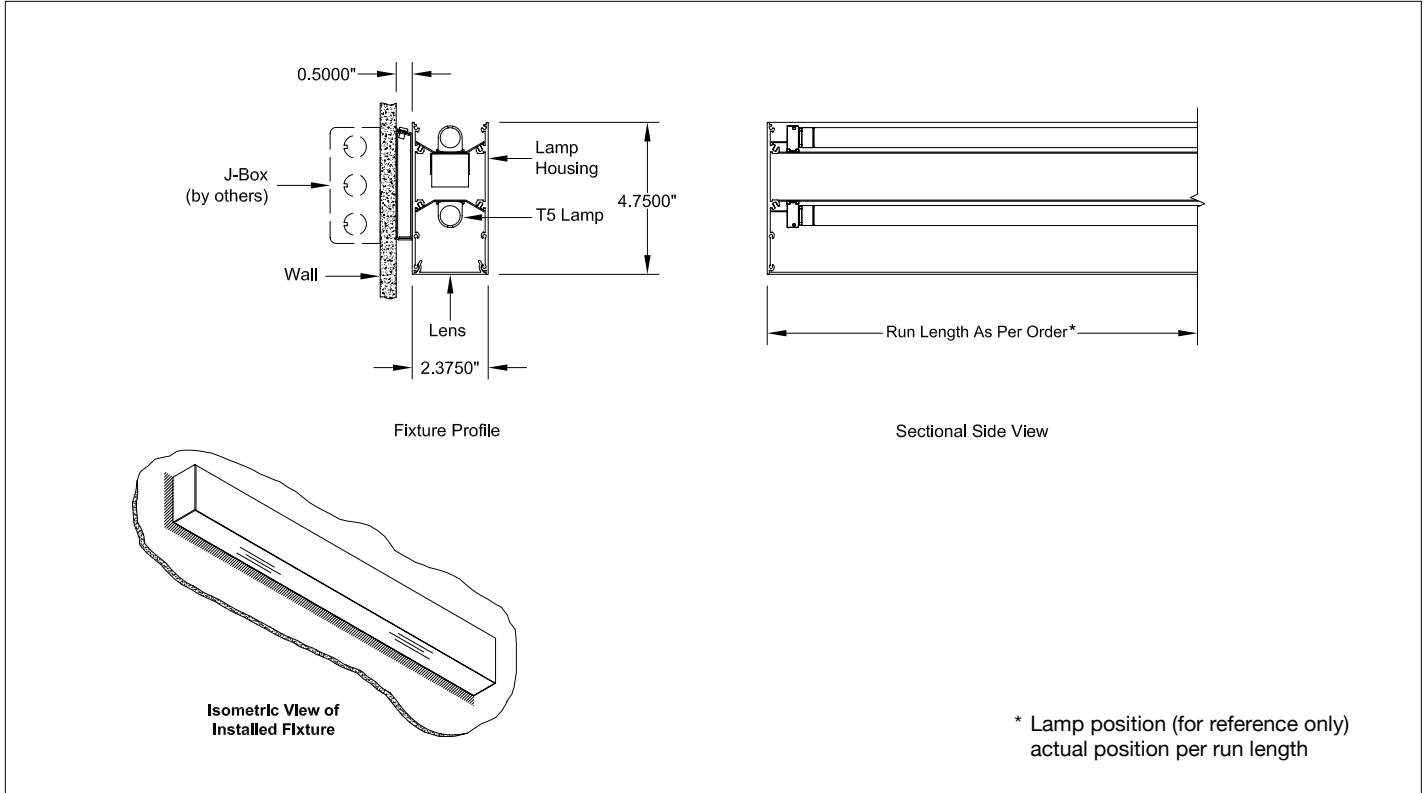
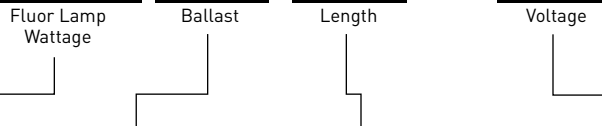


Linear Direct/Indirect Wall Bracket, Flush Snap-in Lens

T5



BH2-1T - W -



Fluor Wattage	Ballast (Specify below)	Length (Nominal)		Voltage
See Configurations (Page 2)	<input type="checkbox"/> E (Electronic) Std. <input type="checkbox"/> D (Dimming) †	<input type="checkbox"/> 24" <input type="checkbox"/> 36" <input type="checkbox"/> 48" <input type="checkbox"/> 60"	<input type="checkbox"/> 72" <input type="checkbox"/> 84" <input type="checkbox"/> 96" <input type="checkbox"/> Custom (specify)	<input type="checkbox"/> 1 (120V) <input type="checkbox"/> 2 (277V)
	† Specify Ballast (required)			

Description

Linear fluorescent direct/indirect wall bracket with flush snap-in lens. Single T5 lamp in cross section for uplight and downlight.

Features

- Standard Lens: Frosted acrylic, downlight only
- Fixtures fabricated to any length (Refer to Page 2)
- Custom run length configurations with fully illuminated corners
- Access to ballast and wiring from bottom of fixture
- ADA compliant

Fixture Specifications

Finish: White (std), custom available
 Weight: Approx. 3 lbs. per linear foot

Electrical

- Ambient temperature 100 °F. maximum
- Integral electronic ballast(s), thermally protected
- Through branch wiring capable

Mounting

- Contact factory for special conditions

Options (Consult factory)

- Occupancy sensor, daylight control module and EM pack

Photometry: Consult factory



All designs and scale drawings shall remain the property of STARFIRE LIGHTING, INC., and may not be reproduced or transmitted without the expressed written consent. STARFIRE LIGHTING, INC. reserves the right to make changes on approved designs to facilitate manufacturing methods to the extent that such changes do not compromise design integrity.

Single Lamp Configurations

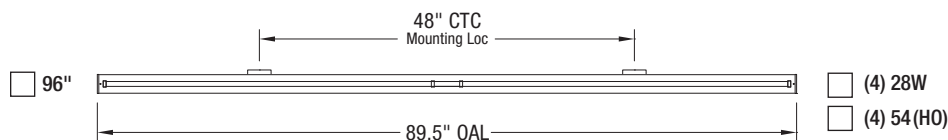
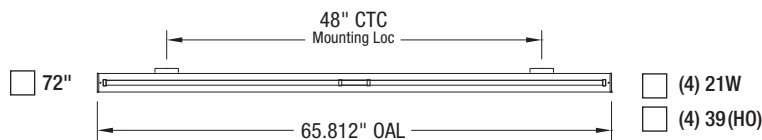
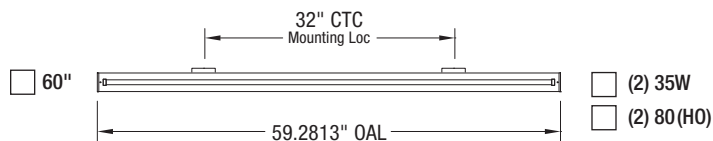
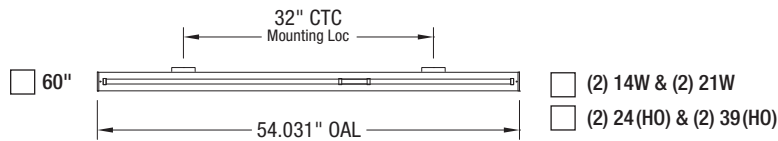
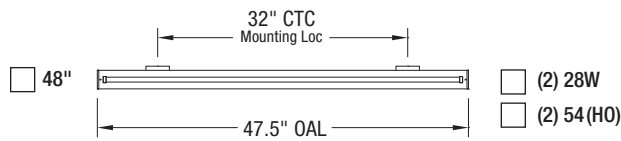
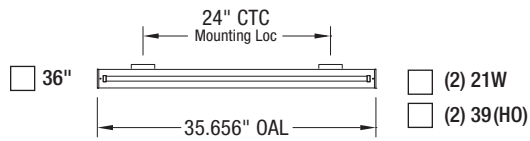
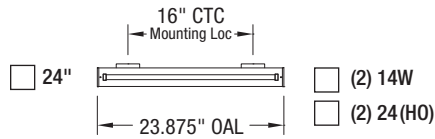
T5

BH2

Job Name: _____ Fixture Type: _____

- 1 - Choose fixture configuration
- 2 - Select desired fluorescent lamp wattage

Lamp layout typical for direct/indirect bracket. Custom configurations upon request.



Starfire's patent pending EvenGlow™ system eliminates lamp/socket imaging and bright spots.