2" VersaLux LED Ultra-Low Profile Slot with External Driver



LED Linear Recessed Ultra-Low Profile Slot Flush Snap-in Lens, External Driver

VLX2

Job Name

Fixture Type

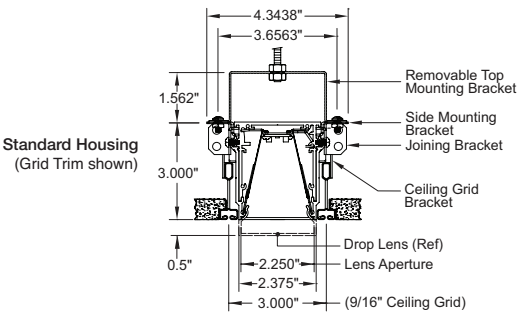

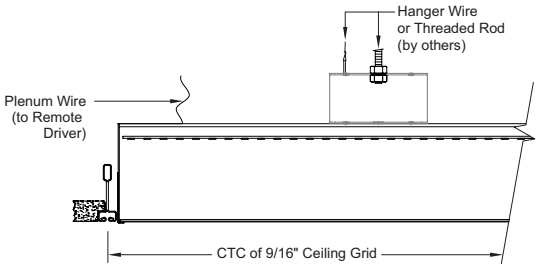

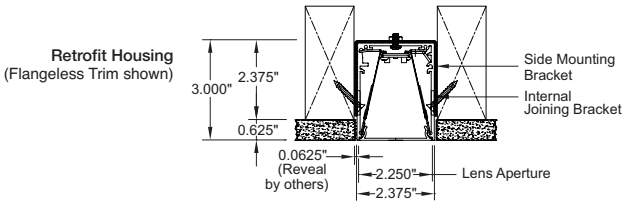

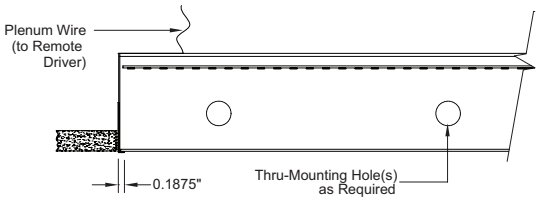

Ceiling Trim Details

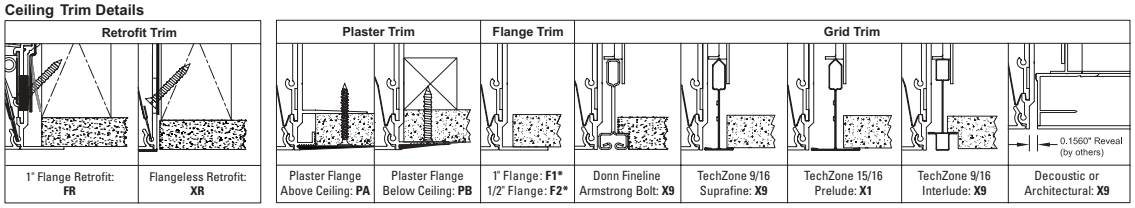

Remote Driver Enclosure

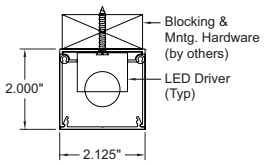

Profile
(2.000 H x 24.000" OAL)

VLX2- ☐☐☐☐☐ - ☐ - ☐☐

CRI	Color Temperture	Output	Dimming	Lens	Length(")	Ceiling Trim	Finish	Whip
8 80+ **9** 90+ **R** RGB & RGBW	**27** 2700K *(90CRI only)* **30** 3000K **35** 3500K **40** 4000K **TW** Tunable White[1][2] **DW** Dim-to-Warm[1][2] **GB** RGB **G3** RGBW 3000K **G5** RGBW 3500K	**S** Standard **H** High **M** Maximum *Custom: Specify Lm/Ft*[3] **F** Fixed *(RGBs)*	**S** Std. 0-10V 1% **L** Lutron 1%[3] **D** DALI 1% **P** PoE[3] **2** Wire *(phase-cut)* **T** Step *(10%-70%)* **W** Wireless[3] **X** DMX *(RGBs)*	**DF** Diffuser **D1** Drop 1/2" **D2** Drop 2" **AS** Asymmetric **BW** Batwing **LW** Louver White **LS** Louver Specular	*Nominal:* **24 36 48** **60 72 84** **96** *(see Page 3)* *Custom:* **Cxxx** *(in inches)*	**PA** Plaster Flange Above **PB** Plaster Flange Below **F1** Flange 1" * **F2** Flange 1/2" * **X9** 9/16 Grid Trim **X1** 15/16 Grid Trim **FR** 1" Flange Retrofit **XR** Flangeless Retrofit	**W** White, Std. **B** Black *Custom: Specify RAL#*	**N** No Whip **W** Std. Whip **C** Chicago Whip

Product Code Example: **VLX2-RG3FXDF-C120-X9-WN**

Ultra-Low profile, flush lens slot utilizing high performance LED boards, snap-in lenses and full reflectors with an external driver. Use in ceilings where and extra low profile is required. Available with plaster, flange or grid trim options for new construction and flange or flangeless trims for retrofit installations.

Features

- Starfire's proprietary EvenGlow™ system provides uniform illumination from end-to-end without lamp imaging, bright spots or shadows at any length
- Fixtures fabricated to any length without custom engineering
- Exceptional lumen per watt efficiency
- High efficiency, low cost, Tunable Wht. and Dim-to-Warm options
- RGB & RGBW (3000K & 3500K) option
- High performance snap-in lenses; flush diffusion, asymmetric, flush batwing, or drop with illuminated end caps, plus white or specular louver options

Fixture Specifications

- Housing/Trim: Heavy-duty extruded aluminum
- Finish: White (std), custom available
- Weight: Approx. 3.2 lbs. per linear foot
- UL Listed, (indoor non-condensing) & CCEA Approved

Electrical

Power consumption: Per specification based on LED configuration

- Input Voltage: 120-277V universal driver
- Ambient operating range: -4 °F to +100 °F
- Remote electronic drivers
- Class 2 plenum wiring between fixture and remote driver
- Drivers with full dimming range at any output choice
- Dimming: 0-10V 1% standard, contact factory for options

Mounting

- Universal mounting brackets provided. Contact factory for alternate mounting
- Driver enclosure will support one fixture. Contact factory for other configurations

Ceiling Cutout: Refer to Page 3

Options (Consult factory)

- 6ft armored whip, may be factory installed
- Occupancy sensor, daylight control module
- EM battery pack in 4ft segments. Delivers 1000+ total lumens for 90 mins (depending upon configuration). Specify location. (Not for use with RGBs)
- HVAC, fire sprinkler, surveillance or public address systems integration

* Fixture must be installed before ceiling. [1] 90CRI, 2700K-6500K std., others available. Specify CCT range. [2] 0-10V Control, std., others available – Specify (Factory to confirm). [3] Specify – Factory to confirm

STARFIRE LIGHTING, INC.
7 Donna Drive, Wood-Ridge, NJ 07075
starfirelighting.com
P 201.438.9540
F 201.438.9541

All designs and drawings are the property of STARFIRE LIGHTING, INC. We reserve the right to make changes to specifications and approved designs at any time without notice to facilitate manufacturing methods to the extent that such changes do not compromise design integrity. All performance specifications are subject to +/- 10% deviation.

VLX2

White LED Specification

- Choice of lumen output levels: Standard, High, Max. and Custom (between 200 and 1100 Lm/Ft) depending upon configuration
  High Output option*: Up to 1800 Lm/Ft, consult factory
- LED efficiency: Up to 160 Lm/Wt at Maximum output and 180 Lm/Wt at Standard power (at 80+ CRI)
- Proprietary in-house, ultra-tight Vf binned LEDs for uniform intensity
- Color consistency*: Equal or better than 3 SCDM
- Tunable Range: 2700K-6500K, other ranges available
- Dim-to-Warm – Warm range down to 1800K
- L70: 50,000+ hours at Maximum output
- 5 year limited warranty**

Diffuser – White LEDs

80 CRI		4000K		3500K		3000K		2700K (90 CRI)	
Output Setting	Lm/Ft	Wt/Ft	Lm/Wt	Wt/Ft	Lm/Wt	Wt/Ft	Lm/Wt	Wt/Ft	Lm/Wt
S Standard	**400**	3.2	123.3	3.3	119.8	3.4	116.4	3.7	107.9
H High	**700**	5.9	119.2	6.0	115.7	6.2	112.3	6.8	103.0
M Maximum	**850**	7.3	117.1	7.5	113.7	7.7	110.2	8.5	100.6

LV6

1/2" Drop Lens – White LEDs

80 CRI		4000K		3500K		3000K		2700K (90 CRI)	
Output Setting	Lm/Ft	Wt/Ft	Lm/Wt	Wt/Ft	Lm/Wt	Wt/Ft	Lm/Wt	Wt/Ft	Lm/Wt
S Standard	**400**	3.2	126.3	3.3	122.8	3.4	119.3	3.6	110.6
H High	**700**	5.7	122.2	5.9	118.7	6.1	115.2	6.6	105.7
M Maximum	**850**	7.1	120.2	7.3	116.7	7.5	113.1	8.2	103.3

LV6

2" Drop Lens – White LEDs

80 CRI		4000K		3500K		3000K		2700K (90 CRI)	
Output Setting	Lm/Ft	Wt/Ft	Lm/Wt	Wt/Ft	Lm/Wt	Wt/Ft	Lm/Wt	Wt/Ft	Lm/Wt
S Standard	**400**	2.6	151.8	2.7	147.6	2.8	143.4	3.0	133.2
H High	**700**	4.7	147.7	4.9	143.5	5.0	139.3	5.5	128.3
M Maximum	**850**	5.8	145.6	6.0	141.4	6.2	137.2	6.8	125.9

LV6

Batwing – White LEDs

80 CRI		4000K		3500K		3000K		2700K (90 CRI)	
Output Setting	Lm/Ft	Wt/Ft	Lm/Wt	Wt/Ft	Lm/Wt	Wt/Ft	Lm/Wt	Wt/Ft	Lm/Wt
S Standard	**400**	3.2	126.0	3.3	122.4	3.4	118.9	3.6	110.3
H High	**700**	5.7	121.9	5.9	118.4	6.1	114.8	6.6	105.4
M Maximum	**850**	7.1	119.8	7.3	116.3	7.5	112.8	8.3	102.9

LV6

Asymmetric – White LEDs

80 CRI		4000K		3500K		3000K		2700K (90 CRI)	
Output Setting	Lm/Ft	Wt/Ft	Lm/Wt	Wt/Ft	Lm/Wt	Wt/Ft	Lm/Wt	Wt/Ft	Lm/Wt
S Standard	**400**	2.9	138.9	3.0	135.0	3.1	131.1	3.3	121.8
H High	**700**	5.2	134.8	5.3	130.9	5.5	127.1	6.0	116.9
M Maximum	**850**	6.4	132.7	6.6	128.9	6.8	125.0	7.4	114.4

LV6

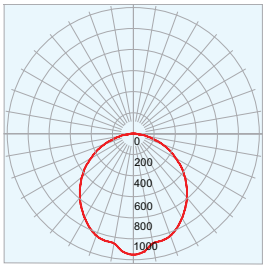

Diffuser

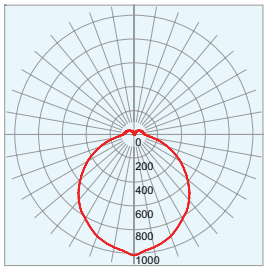

1/2" Drop

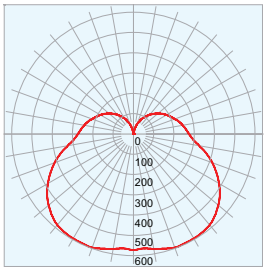

2" Drop

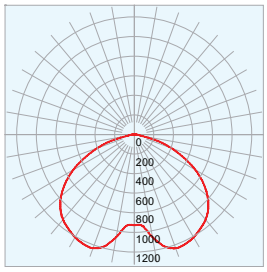

Batwing

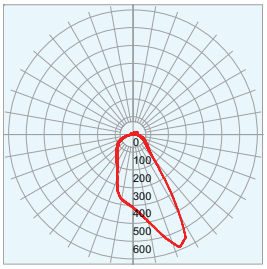

Asymmetric

RGB & RGBW LEDs

Maximum Output (Diffuser)

	Lm/Ft	Wt/Ft	Lm/Wt
RGB (all on)	**151**	9.4	16.0
White	**467**	6.8	68.4
RGBW (all on)	**617**	16.2	38.0

Output adjustable with DMX-512 Control.

Performance for standard RGBW combo tape with level diffusion lens. Consult the factory for other options.

* Does not apply to Tunable White

** See Starfire website for Product Limited Warranty

Fixture Overall Length

Nominal	Actual
24"	23.5"
36"	34.5"
48"	45.5"
60"	56.5"
72"	72"
84"	84"
96"	95"

Fixture Length Ordering Example:

For a nominal 36" length (34.5" exact): enter **36**

To order an exact 36" length: enter **C36**

Contact factory for fixture installation dimensions

STARFIRE LIGHTING, INC.
7 Donna Drive, Wood-Ridge, NJ 07075
starfirelighting.com

P 201.438.9540
F 201.438.9541

All designs and drawings are the property of STARFIRE LIGHTING, INC. We reserve the right to make changes to specifications and approved designs at any time without notice to facilitate manufacturing methods to the extent that such changes do not compromise design integrity. All performance specifications are subject to +/- 10% deviation.

VLX2

Ceiling Dimensions

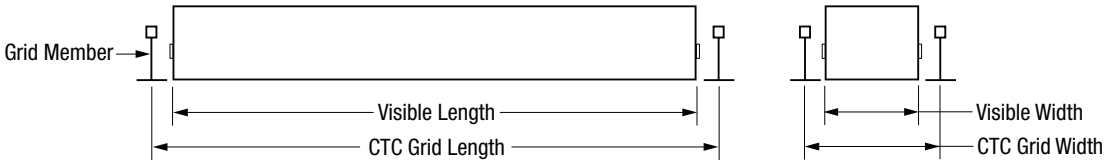

Grid Ceiling
Dimensions

	9/16", Don Fineline, Decoustic			15/16"		
Order CTC Grid Length	**Visible Length**	**Visible Width**	**CTC Grid Width**	**Visible Length**	**Visible Width**	**CTC Grid Width**
24"	23 3/8"	2 3/8"	3"	23"	2 3/8"	3 3/8"
30"	29 3/8"	2 3/8"	3"	29"	2 3/8"	3 3/8"
36"	35 3/8"	2 3/8"	3"	35"	2 3/8"	3 3/8"
48"	47 3/8"	2 3/8"	3"	47"	2 3/8"	3 3/8"
60"	59 3/8"	2 3/8"	3"	59"	2 3/8"	3 3/8"
72"	71 3/8"	2 3/8"	3"	71"	2 3/8"	3 3/8"
84"	83 3/8"	2 3/8"	3"	83"	2 3/8"	3 3/8"
90"	89 3/8"	2 3/8"	3"	89"	2 3/8"	3 3/8"
96"	95 3/8"	2 3/8"	3"	95"	2 3/8"	3 3/8"

Custom Fixture Length Example:

A 24" Nominal Order Length yields a 23 3/8" Visible Length.

For a 24" Visible Length, order a Custom Length of 24 5/8".

See charts below for length adjustments per trim type.

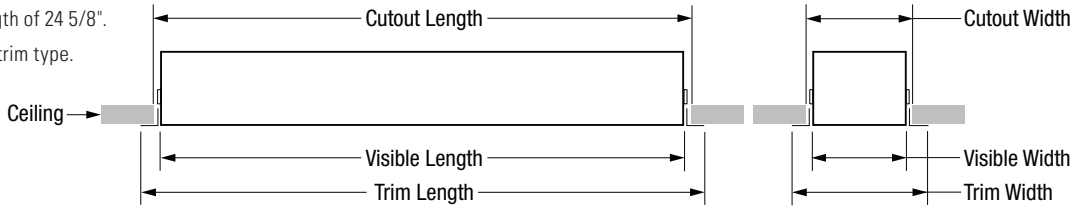

Solid Ceiling
Dimensions

			Plaster Flange				1" Flange[1]				1/2" Flange[1],[4] (Not For Retrofit)			
Nominal Order Length	**Visible Length**	**Visible Width**	**Trim Length**	**Trim Width**	**Cutout Length**	**Cutout Width**	**Trim Length**	**Trim Width**	**Cutout Length**	**Cutout Width**	**Trim Length**	**Trim Width**	**Cutout Length**	**Cutout Width**
24"	23 3/8"	2 3/8"	26 3/32"	5 3/32"	24 1/4"	3 1/4"	25 1/8"	4 1/8"	24 1/4"	3 1/4"	24 3/16"	3 3/16"	24 1/4"	3 1/4"
30"	29 3/8"	2 3/8"	32 3/32"	5 3/32"	30 1/4"	3 1/4"	31 1/8"	4 1/8"	30 1/4"	3 1/4"	30 3/16"	3 3/16"	30 1/4"	3 1/4"
36"	35 3/8"	2 3/8"	38 3/32"	5 3/32"	36 1/4"	3 1/4"	37 1/8"	4 1/8"	36 1/4"	3 1/4"	36 3/16"	3 3/16"	36 1/4"	3 1/4"
48"	47 3/8"	2 3/8"	50 3/32"	5 3/32"	48 1/4"	3 1/4"	49 1/8"	4 1/8"	48 1/4"	3 1/4"	48 3/16"	3 3/16"	48 1/4"	3 1/4"
60"	59 3/8"	2 3/8"	62 3/32"	5 3/32"	60 1/4"	3 1/4"	61 1/8"	4 1/8"	60 1/4"	3 1/4"	60 3/16"	3 3/16"	60 1/4"	3 1/4"
72"	71 3/8"	2 3/8"	74 3/32"	5 3/32"	72 1/4"	3 1/4"	73 1/8"	4 1/8"	72 1/4"	3 1/4"	72 3/16"	3 3/16"	72 1/4"	3 1/4"
84"	83 3/8"	2 3/8"	86 3/32"	5 3/32"	84 1/4"	3 1/4"	85 1/8"	4 1/8"	84 1/4"	3 1/4"	84 3/16"	3 3/16"	84 1/4"	3 1/4"
90"	89 3/8"	2 3/8"	92 3/32"	5 3/32"	90 1/4"	3 1/4"	91 1/8"	4 1/8"	90 1/4"	3 1/4"	90 3/16"	3 3/16"	90 1/4"	3 1/4"
96"	95 3/8"	2 3/8"	98 3/32"	5 3/32"	96 1/4"	3 1/4"	97 1/8"	4 1/8"	96 1/4"	3 1/4"	96 3/16"	3 3/16"	96 1/4"	3 1/4"
Custom Order Length	Order Length – 5/8"	2 3/8"	Order Length + 2 3/32"	5 3/32"	Order Length + 1/4"	3 1/4"	Order Length + 1 1/8"	4 1/8"	Order Length + 1/4"	3 1/4"	Order Length + 3/16"	3 3/16"	Order Length + 1/4"	3 1/4

			Grid Trim[2]				Retrofit Flangeless				Retrofit 1" Flange[3]			
Nominal Order Length	**Visible Length**	**Visible Width**	**Trim Length**	**Trim Width**	**Cutout Length**	**Cutout Width**	**Trim Length**	**Trim Width**	**Cutout Length**	**Cutout Width**	**Trim Length**	**Trim Width**	**Cutout Length**	**Cutout Width**
24"	23 3/8"	2 3/8"	23 3/8"	3 3/16"	23 1/2"	2 1/2"	23 3/8"	2 3/8"	23 1/2	2 1/2"	25 1/8"	4 1/8"	24 1/4"	3 1/4"
30"	29 3/8"	2 3/8"	29 3/8"	3 3/16"	29 1/2"	2 1/2"	29 3/8"	2 3/8"	29 1/2"	2 1/2"	31 1/8"	4 1/8"	30 1/4"	3 1/4"
36"	35 3/8"	2 3/8"	35 3/8"	3 3/16"	35 1/2"	2 1/2"	35 3/8"	2 3/8"	35 1/2"	2 1/2"	37 1/8"	4 1/8"	36 1/4"	3 1/4"
48"	47 3/8"	2 3/8"	47 3/8"	3 3/16"	47 1/2"	2 1/2"	47 3/8"	2 3/8"	47 1/2"	2 1/2"	49 1/8"	4 1/8"	48 1/4"	3 1/4"
60"	59 3/8"	2 3/8"	59 3/8"	3 3/16"	59 1/2"	2 1/2"	59 3/8"	2 3/8"	59 1/2"	2 1/2"	61 1/8"	4 1/8"	60 1/4"	3 1/4"
72"	71 3/8"	2 3/8"	71 3/8"	3 3/16"	71 1/2"	2 1/2"	71 3/8"	2 3/8"	71 1/2"	2 1/2"	73 1/8"	4 1/8"	72 1/4"	3 1/4"
84"	83 3/8"	2 3/8"	83 3/8"	3 3/16"	83 1/2"	2 1/2"	83 3/8"	2 3/8"	83 1/2"	2 1/2"	85 1/8"	4 1/8"	84 1/4"	3 1/4"
90"	89 3/8"	2 3/8"	89 3/8"	3 3/16"	89 1/2"	2 1/2"	89 3/8"	2 3/8"	89 1/2"	2 1/2"	91 1/8"	4 1/8"	90 1/4"	3 1/4"
96"	95 3/8"	2 3/8"	95 3/8"	3 3/16"	95 1/2"	2 1/2"	95 3/8"	2 3/8"	95 1/2"	2 1/2"	97 1/8"	4 1/8"	96 1/4"	3 1/4"
Custom Order Length	Order Length – 5/8"	2 3/8"	Order Length – 5/8"	3 3/16"	Order Length – 1/2"	2 1/2"	Order Length – 5/8"	2 3/8"	Order Length – 1/2"	2 1/2"	Order Length + 1 1/8"	4 1/8"	Order Length + 1/4"	3 1/4"

For lengths over 96", consult factory regarding cutout dimensions.

[1] Fixture must be installed before ceiling.
[2] Fixture may be installed after ceiling.
[3] Grid Trim typically installed before ceiling or from above solid ceiling.
[4] 1/2" Trim width is less than cutout width.

starfire
STARFIRE LIGHTING, INC.
7 Donna Drive, Wood-Ridge, NJ 07075
starfirelighting.com
P 201.438.9540
F 201.438.9541

All designs and drawings are the property of STARFIRE LIGHTING, INC. We reserve the right to make changes to specifications and approved designs at any time without notice to facilitate manufacturing methods to the extent that such changes do not compromise design integrity. All performance specifications are subject to +/- 10% deviation.