2" VersaLux LED Slot with Low UGR Lovered Cell Optics

LED



Linear LED Slot with Regressed Multi-Cell LEDs and Integrated Louver - Internal Driver

VRC2

Job Name	
Fixture Type	

Standard Housing
(Grid Trim shown)

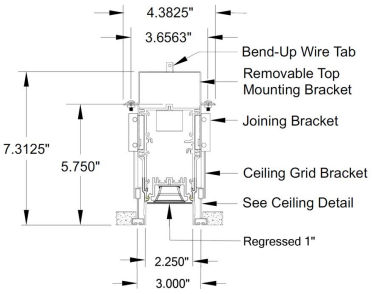

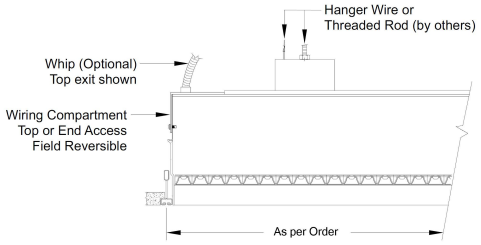

Retrofit Housing
(Flangeless Trim shown)

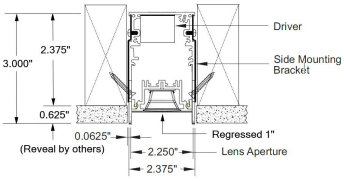

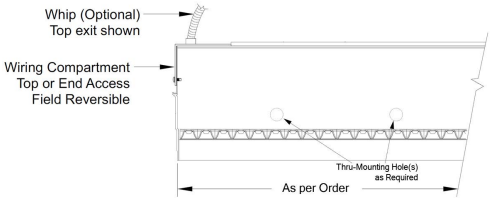

Ceiling Trim Details

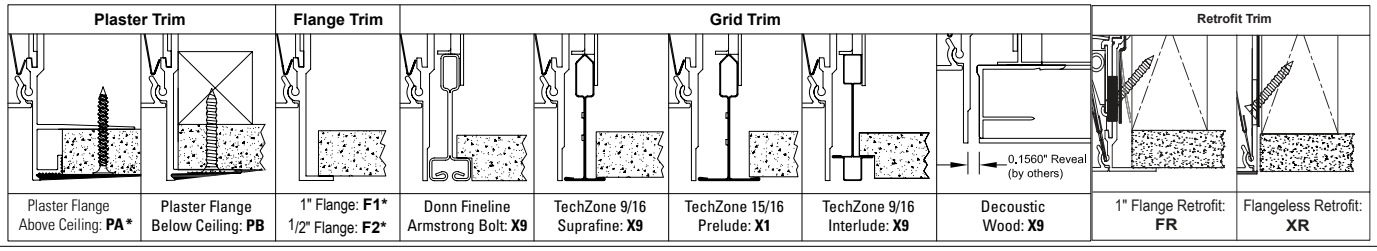

VRC2- ____ ____ ____ ____ - ____ ____ - ____ - ____ - ____ - ____

CRI	Color Temperture	Output	Dimming	Beam Angle	Louver Finish	Length(")	Ceiling Trim	Finish	Whip
8 80+ **9** 90+	**27** 2700K *(90CRI only)* **30** 3000K **35** 3500K **40** 4000K **TW** Tunable White[1][2] **DM** Dim-to-Warm[1][2]	**200** **400** **600** **800** **1000** **1200** *Exact:* *Specify Lm/Ft* [2]	**S** Std. 0-10V 1% **O** Dim-to Off [1][2] **L** Lutron 1% [3] **D** DALI 1% **P** PoE [3] **2** Wire *(phase-cut)* **T** Step *(10%-70%)* **W** Wireless [3]	**5C** 50° Diffuser **5D** 50° Diffuser **8C** 80° Clear **8D** 80° Diffuser	**W** White, Std. **B** Black **S** Silver *Custom Specify RAL#*	*Nominal:* **24** **36** **48** **60** **72** **84** **96** *(see Page 3)* *Custom:* **Cxxx**[4] *(in inches)*	**PA** Plaster Flange Above * **PB** Plaster Flange Below **F1** Flange 1"* **F2** Flange 1/2"* **X9** 9/16 Grid Trim **X1** 15/16 Grid Trim **FR** 1" Flange Retrofit **XR** Flangeless Retrofit	**W** White, Std. **B** Black *Custom: Specify RAL#*	**N** No Whip **W** Std. Whip **C** Chicago Whip

* Fixture must be installed before ceiling.

Product Code Example: **VRC2-830400S-5CW-C120-X9-W-N**

Ultra-clean line, linear slot fixture utilizing the latest high performance Multi-Cell LEDs configured in recessed integrated louvers, creating a "Dark Light" effect with UGR < 19 and internal driver. Available with plaster, flange or grid trim options.

Features

- Extremely low Unified Glare Rating meets stringent code requirements.
- Continuous recessed louvers with Multi-Cell LEDs fill the entire fixture length, creating uniform light distribution without glare.
- Numerous beam angle, CCT and CRI options, plus louver color, offer vast design flexibility.
- Ultra-efficient, high output chips deliver massive light at low power consumption.
- Louvered Multi-Cell LEDs can be added in 6" increments.
- High efficiency, low-cost, dynamic Tunable White option.

Fixture Specifications

- Housing/Trim: Heavy-duty extruded aluminum.
- Finish: White (std), custom available.
- Weight: Approx. 3.5 lbs. per linear foot.
- UL Listed, (indoor non-condensing) & CCEA Approved.

Electrical

- Power consumption: Per specification based on LED configuration.
- Input Voltage: 120-277V universal driver.
- Ambient operating range: -4 °F to +100 °F.
- Drivers with full dimming range at any output choice.
- Integral wiring bus between fixture sections.
- Dimming: 0-10V 1% standard - consult factory for other options.

LED Specifications/Photometry: Page 2

Ceiling Cutout Dimensions: Refer to Page 3

Mounting

- Universal mounting brackets provided. Contact factory for alternate mounting.
- Easy Access wiring compartment – all connections can be made without disassembling the fixture. 7/8" knockouts provided for top or end.

Options (Consult factory)

- Occupancy sensor with integral photocell for night only operation.
- Daylight harvesting dimming control.
- EM pack in 4ft segments. Delivers 1000+ total lumens for 90 mins (depending upon configuration). Specify location.
- HVAC, fire sprinkler, surveillance or public address systems integration.
- 6 ft armored whip, may be factory installed.
- BAA/BABA compliance for some configurations – factory will advise.

[1] 90CRI, 2700K-6500K std., others available. Specify CCT range.
[2] Dual 0-10V Control, std. Consult factory for other options.
[3] Specify - Factory to confirm.
[4] Custom lengths in 6 inch increments only.

starfire
STARFIRE LIGHTING, INC.
7 Donna Drive, Wood-Ridge, NJ 07075
starfirelighting.com
P 201.438.9540
F 201.438.9541

All designs and drawings are the property of STARFIRE LIGHTING, INC. We reserve the right to make changes to specifications and approved designs at any time without notice to facilitate manufacturing methods to the extent that such changes do not compromise design integrity. All performance specifications are subject to +/- 10% deviation.

Multi-Cell LED Technology

- Choice of standard lumen output levels: 200, 400, 600, 800, 1000, 1200 or specify exact (between 200 and 1500 Lm/Ft)*
- LED efficiency: Up to 145 Lm/Wt at 90+ CRI).
- Multi-Chip LED per cell for uniform color and intensity.
- Color consistency: Equal or better than 3 SCDM.
- 70: 50,000+ hours at Maximum output
- 5 year limited warranty**

- Custom overall fixture length is available at any length including continuous runs.
- Multi-Cell lighting modules available in custom lengths increments of 6" for fixed modules, 6.5" for tilt modules plus filler plates as required.
- When lighting module length is less than overall length, filler plates will be provided at the ends.

Fixture Efficacy

50º Beam, Clear Lense - White Louver

80 CRI	4000K		3500K		3000K		2700K (90 CRI)	
Lm/Ft	Wt/Ft	Lm/Wt	Wt/Ft	Lm/Wt	Wt/Ft	Lm/Wt	Wt/Ft	Lm/Wt
200	1.2	181.4	1.1	178.4	1.2	170.8	1.2	161.2
400	2.2	177.8	2.3	174.8	2.4	167.2	2.5	157.5
600	3.4	174.2	3.5	171.1	3.7	163.5	3.9	153.9
800	4.7	170.5	4.8	167.5	5.0	159.9	5.3	150.2
1000	6.0	166.9	6.1	163.8	6.4	156.2	6.8	146.6
1200	7.4	163.2	7.5	160.2	7.9	152.6	8.4	143.0

80º Beam, Clear Lense - White Louver

80 CRI	4000K		3500K		3000K		2700K (90 CRI)	
Lm/Ft	Wt/Ft	Lm/Wt	Wt/Ft	Lm/Wt	Wt/Ft	Lm/Wt	Wt/Ft	Lm/Wt
200	1.1	181.4	1.1	178.4	1.2	170.8	1.2	161.2
400	2.2	177.8	2.3	174.8	2.4	167.2	2.5	157.5
600	3.4	174.2	3.5	171.1	3.7	163.5	3.9	153.9
800	4.7	170.5	4.8	167.5	5.0	159.9	5.3	150.2
1000	6.0	166.9	6.1	163.8	6.4	156.2	6.8	146.6
1200	7.4	163.2	7.5	160.2	7.9	152.6	8.4	143.0

Photometrics

50º Beam

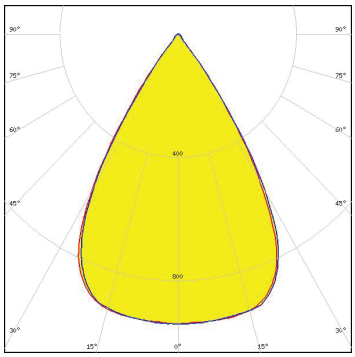

80º Beam

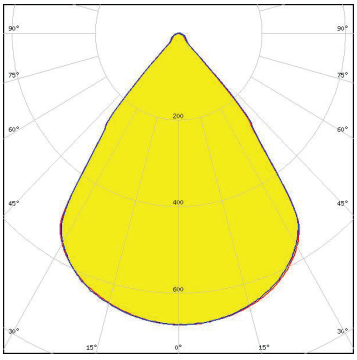

* Depending upon configuration, consult factory.

** See Starfire website for Product Limited Warranty

STARFIRE LIGHTING, INC.
7 Donna Drive, Wood-Ridge, NJ 07075
starfirelighting.com

P 201.438.9540
F 201.438.9541

All designs and drawings are the property of STARFIRE LIGHTING, INC. We reserve the right to make changes to specifications and approved designs at any time without notice to facilitate manufacturing methods to the extent that such changes do not compromise design integrity. All performance specifications are subject to +/- 10% deviation.

VersaLux Multi-Cell LED Regressed Slot with louver - Internal Driver

VRC2

Ceiling Dimensions

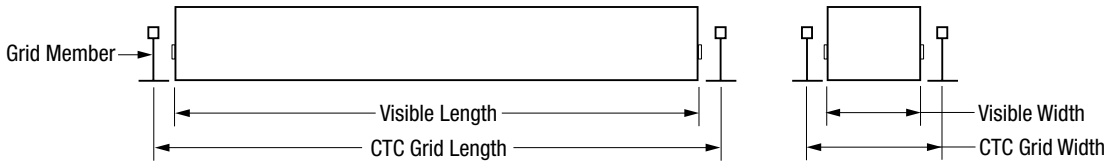

Grid Ceiling
Dimensions

	9/16", Don Fineline, Decoustic			15/16"		
Order CTC Grid Length	**Visible Length**	**Visible Width**	**CTC Grid Width**	**Visible Length**	**Visible Width**	**CTC Grid Width**
24"	23 3/8"	2 3/8"	3"	23"	2 3/8"	3 3/8"
30"	29 3/8"	2 3/8"	3"	29"	2 3/8"	3 3/8"
36"	35 3/8"	2 3/8"	3"	35"	2 3/8"	3 3/8"
48"	47 3/8"	2 3/8"	3"	47"	2 3/8"	3 3/8"
60"	59 3/8"	2 3/8"	3"	59"	2 3/8"	3 3/8"
72"	71 3/8"	2 3/8"	3"	71"	2 3/8"	3 3/8"
84"	83 3/8"	2 3/8"	3"	83"	2 3/8"	3 3/8"
90"	89 3/8"	2 3/8"	3"	89"	2 3/8"	3 3/8"
96"	95 3/8"	2 3/8"	3"	95"	2 3/8"	3 3/8"

Custom Fixture Length Example:

A 24" Nominal Order Length yields a 23 3/8" Visible Length.

For an Exact 24" Visible Length, order a C24.

See charts below for length adjustments per trim type.



Solid Ceiling
Dimensions

			Plaster Flange				1" Flange(1)				1/2" Flange(1),(4) (Not For Retrofit)			
Nominal Order Length	**Visible Length**	**Visible Width**	**Trim Length**	**Trim Width**	**Cutout Length**	**Cutout Width**	**Trim Length**	**Trim Width**	**Cutout Length**	**Cutout Width**	**Trim Length**	**Trim Width**	**Cutout Length**	**Cutout Width**
24"	23 3/8"	2 3/8"	26 3/32"	5 3/32"	24 1/4"	3 1/4"	25 1/8"	4 1/8"	24 1/4"	3 1/4"	24 3/16"	3 3/16"	24 1/4"	3 1/4"
30"	29 3/8"	2 3/8"	32 3/32"	5 3/32"	30 1/4"	3 1/4"	31 1/8"	4 1/8"	30 1/4"	3 1/4"	30 3/16"	3 3/16"	30 1/4"	3 1/4"
36"	35 3/8"	2 3/8"	38 3/32"	5 3/32"	36 1/4"	3 1/4"	37 1/8"	4 1/8"	36 1/4"	3 1/4"	36 3/16"	3 3/16"	36 1/4"	3 1/4"
48"	47 3/8"	2 3/8"	50 3/32"	5 3/32"	48 1/4"	3 1/4"	49 1/8"	4 1/8"	48 1/4"	3 1/4"	48 3/16"	3 3/16"	48 1/4"	3 1/4"
60"	59 3/8"	2 3/8"	62 3/32"	5 3/32"	60 1/4"	3 1/4"	61 1/8"	4 1/8"	60 1/4"	3 1/4"	60 3/16"	3 3/16"	60 1/4"	3 1/4"
72"	71 3/8"	2 3/8"	74 3/32"	5 3/32"	72 1/4"	3 1/4"	73 1/8"	4 1/8"	72 1/4"	3 1/4"	72 3/16"	3 3/16"	72 1/4"	3 1/4"
84"	83 3/8"	2 3/8"	86 3/32"	5 3/32"	84 1/4"	3 1/4"	85 1/8"	4 1/8"	84 1/4"	3 1/4"	84 3/16"	3 3/16"	84 1/4"	3 1/4"
90"	89 3/8"	2 3/8"	92 3/32"	5 3/32"	90 1/4"	3 1/4"	91 1/8"	4 1/8"	90 1/4"	3 1/4"	90 3/16"	3 3/16"	90 1/4"	3 1/4"
96"	95 3/8"	2 3/8"	98 3/32"	5 3/32"	96 1/4"	3 1/4"	97 1/8"	4 1/8"	96 1/4"	3 1/4"	96 3/16"	3 3/16"	96 1/4"	3 1/4"
Custom Order Length	Order Length – 5/8"	2 3/8"	Order Length + 2 3/32"	5 3/32"	Order Length + 1/4"	3 1/4"	Order Length + 1 1/8"	4 1/8"	Order Length + 1/4"	3 1/4"	Order Length + 3/16"	3 3/16"	Order Length + 1/4"	3 1/4

			Grid Trim(3)				Retrofit Flangeless(2)				Retrofit 1" Flange(2)			
Nominal Order Length	**Visible Length**	**Visible Width**	**Trim Length**	**Trim Width**	**Cutout Length**	**Cutout Width**	**Trim Length**	**Trim Width**	**Cutout Length**	**Cutout Width**	**Trim Length**	**Trim Width**	**Cutout Length**	**Cutout Width**
24"	23 3/8"	2 3/8"	23 3/8"	3 3/16"	23 1/2"	2 1/2"	23 3/8"	2 3/8"	23 1/2	2 1/2"	25 1/8"	4 1/8"	24 1/4"	3 1/4"
30"	29 3/8"	2 3/8"	29 3/8"	3 3/16"	29 1/2"	2 1/2"	29 3/8"	2 3/8"	29 1/2"	2 1/2"	31 1/8"	4 1/8"	30 1/4"	3 1/4"
36"	35 3/8"	2 3/8"	35 3/8"	3 3/16"	35 1/2"	2 1/2"	35 3/8"	2 3/8"	35 1/2"	2 1/2"	37 1/8"	4 1/8"	36 1/4"	3 1/4"
48"	47 3/8"	2 3/8"	47 3/8"	3 3/16"	47 1/2"	2 1/2"	47 3/8"	2 3/8"	47 1/2"	2 1/2"	49 1/8"	4 1/8"	48 1/4"	3 1/4"
60"	59 3/8"	2 3/8"	59 3/8"	3 3/16"	59 1/2"	2 1/2"	59 3/8"	2 3/8"	59 1/2"	2 1/2"	61 1/8"	4 1/8"	60 1/4"	3 1/4"
72"	71 3/8"	2 3/8"	71 3/8"	3 3/16"	71 1/2"	2 1/2"	71 3/8"	2 3/8"	71 1/2"	2 1/2"	73 1/8"	4 1/8"	72 1/4"	3 1/4"
84"	83 3/8"	2 3/8"	83 3/8"	3 3/16"	83 1/2"	2 1/2"	83 3/8"	2 3/8"	83 1/2"	2 1/2"	85 1/8"	4 1/8"	84 1/4"	3 1/4"
90"	89 3/8"	2 3/8"	89 3/8"	3 3/16"	89 1/2"	2 1/2"	89 3/8"	2 3/8"	89 1/2"	2 1/2"	91 1/8"	4 1/8"	90 1/4"	3 1/4"
96"	95 3/8"	2 3/8"	95 3/8"	3 3/16"	95 1/2"	2 1/2"	95 3/8"	2 3/8"	95 1/2"	2 1/2"	97 1/8"	4 1/8"	96 1/4"	3 1/4"
Custom Order Length	Order Length – 5/8"	2 3/8"	Order Length – 5/8"	3 3/16"	Order Length – 1/2"	2 1/2"	Order Length – 5/8"	2 3/8"	Order Length – 1/2"	2 1/2"	Order Length + 1 1/8"	4 1/8"	Order Length + 1/4"	3 1/4"

For lengths over 96", consult factory regarding cutout dimensions.

(1) Fixture must be installed before ceiling.
(2) Fixture may be installed after ceiling.
(3) Grid Trim typically installed after ceiling grid or from above solid ceiling.
(4) 1/2" Trim width is less than cutout width.

* Lighting modules are available in 6" increments. Non-incremental exact lengths will include a lens filler plate.

STARFIRE LIGHTING, INC.
7 Donna Drive, Wood-Ridge, NJ 07075
starfirelighting.com
P 201.438.9540
F 201.438.9541

All designs and drawings are the property of STARFIRE LIGHTING, INC. We reserve the right to make changes to specifications and approved designs at any time without notice to facilitate manufacturing methods to the extent that such changes do not compromise design integrity. All performance specifications are subject to +/- 10% deviation.