4" VersaLux LED Perimeter Ultra-Low Profile Slot, Ext. Driver

LED



Linear LED Perimeter Ultra-Low Profile Slot with Regressed Snap-in Lens, External Driver

VRPX4

Job Name

Fixture Type

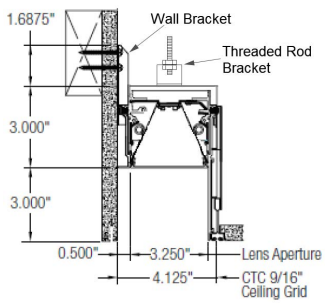

Profile - 3" Regressed Lens

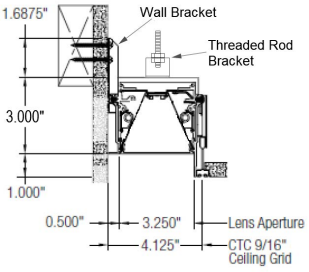

Profile - 1" Regressed Lens

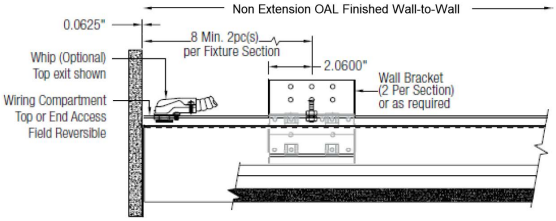

Sectional Side View (1" Regressed Lens, for Ref.)

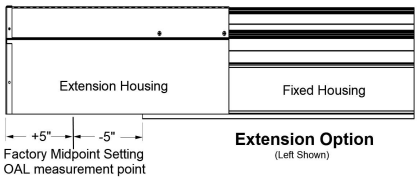

Extension Option (Left Shown)

Remote Driver

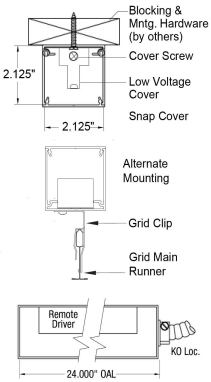

Wall Trim Detail

Ceiling Trim Detail (1" Regressed Lens Shown)

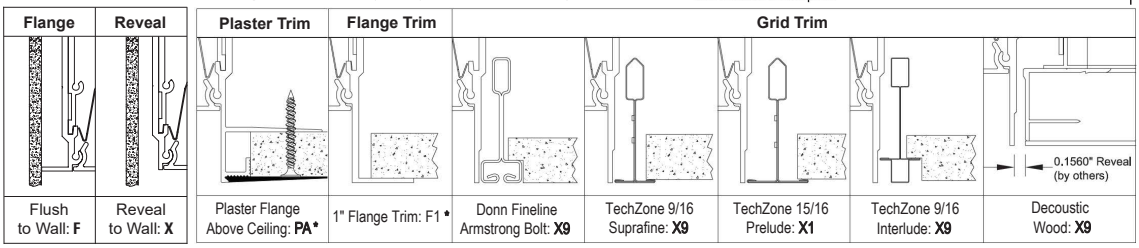

VRPX4-L _____ _____ _____ _____ _____ - _____ _____ - _____ - _____ - _____ - _____

CRI	Color Temp.	Output	Dimming	Lens Depth	Length(")	Extension	Wall Trim	Ceiling Trim	Finish	Whip
8 80+ **9** 90+ **R** RGB & RGBW	**27** 2700K (90 CRI only) **30** 3000K **35** 3500K **40** 4000K **TW** 2700K-6500K (1)(2) **DW** Dim-to-Warm (1)(2) **GB** RGB Color **G3** RGBW White (3000K only)	**S** Standard **H** High **M** Maximum *Custom: Specify Lm/Ft* (3) **F** *Fixed for RGB & RGBW*	**S** Std. 0-10V 1% **O** Dim-to-Off (1)(2) **L** Lutron 1% (3) **D** DALI 1% **P** POE (3) **2** Wire *(phase-cut)* **T** Step *(10%-70%)* **W** Wireless (3) **X** DMX for RGBs	**1** 1" Regressed **2** 2" Regressed(4) **3** 3" Regressed	*Nominal:* **24** **36** **48** **60** **72** **84** **96** *(see Page 3)* *Custom:* **Cxxx** *(in inches)*	**N** None **L** Left side ** **R** Right side ** ** *facing wall*	**F** Flange **X** Reveal	**PA** Plaster Flange Above * **F1** Flange 1" * **X9** 9/16 Grid Trim **X1** 15/16 Grid Trim	**W** White (Std) **B** Black. **C xxx** *Custom: RAL #*	**N** No Whip **W** Std. Whip **C** Chicago Whip

*** Fixture must be installed before ceiling**

Product Code Example: **VRPX4-L830HS1-C120L-X-X9-W-N**

Ultra-Low profile perimeter slot creates an illuminated halo at the wall to ceiling transition as it baths the wall and casts a wash of light into the room. The linear perimeter slot utilizes high performance LED boards, snap-in regressed lenses and full reflectors. Choice of 1", 2(4) or 3" regressed lens depth. Available with flanged, grid or plaster frame trim options for the ceiling interface.

Features

- Starfire's proprietary EvenGlow™ system provides uniform illumination from end-to-end without lamp imaging, bright spots or shadows at any length.
- Fixtures fabricated to any length without custom engineering.
- Optional extension feature allows field length adjustment with uniform illumination.
- Exceptional lumen per watt efficiency.
- High efficiency, low cost, Tunable White option.
- RGB & RGBW (White 3000K) option.
- Quick-Connect lighting modules plug together.
- Combine with welded corner Connectors to form small or large scaled patterns of uniform light.

Fixture Specifications

- Housing/Trim: Heavy-duty extruded aluminum.
- Extension housing Heavy-duty formed aluminum.
- Finish: White (std), custom available.
- Weight: Approx. 3.3 lbs. per linear foot.
- UL Listed, (indoor non-condensing) & CCEA Approved.

LED Specifications/Photometery: Page 2

Ceiling Cutout: Refer to Page 3

Electrical

- Power consumption: Per specification based on LED configuration.
- Input Voltage: 120-277V universal driver.
- Ambient temperature: 100 °F maximum.
- External electronic driver(s).
- Integral wiring bus between fixture sections.
- Dimming: 0-10V 1% std, contact factory for options.
- RGB/W Dimming: DMX control only.
- Integral DMX decoder/power supply based on configuration.

Mounting

- Mounting brackets provided. Contact factory for alternate mounting.
- Easy Access wiring compartment – all connections can be made without disassembling the fixture. 7/8" knockout hole provided for top or end.

Options (consult Factory)

- Optional extension capability can be added to one or both ends. Overall length calculated with modules set to midtravel allowing field adjustment of +/- 5" for each end.
- 6 ft armored whip, may be factory installed.
- Occupancy sensor, daylight control module.
- EM pack in 4ft segments Delivers 800+ total lumens for 90 mins. Specify location (+/- 2ft) at time of order.
- Contact factory for HVAC, fire sprinkler, surveillance or public address options.
- BAA/BABA compliance for some configurations – factory will advise.

(1) 90 CRI, 2700K-6500K std, others available. Specify CCT range.
(2) 0-10V Control std, others available - Specify (Factory to confirm).
(3) Specify – Factory to confirm.
(4) X Trim Only.

starfire
STARFIRE LIGHTING, INC.
7 Donna Drive, Wood-Ridge, NJ 07075
starfirelighting.com
P 201.438.9540
F 201.438.9541

All designs and drawings are the property of STARFIRE LIGHTING, INC. We reserve the right to make changes to specifications and approved designs at any time without notice to facilitate manufacturing methods to the extent that such changes do not compromise design integrity. All performance specifications are subject to +/- 10% deviation.

White LEDs

High output edge-to-edge, end-to-end illumination

- Choice of lumen output levels:
  S: Standard, **H:** High, **M:** Maximum,
  C: Custom (between 200 and 1100 Lm/Ft) depending upon configuration.
  High output option:* Up to 1800 Lm/Ft, consult factory.
- LED Efficiency: Up to 160 Lm/Wt at Max. output and 180 Lm/Wt at Standard power (at 80+ CRI).
- Proprietary in-house, ultra-tight Vf binned LEDs for uniform intensity.
- Color Consistency**: Equal or better than 3 SCDM.
- L70: 50,000+ hours at Max. output.
- 5 year limited warranty***

Tunable White LEDs

- Choice of lumen output levels:
  S: Standard, **H:** High, **M:** Maximum,
  C: Custom (between 200 and 1100 Lm/Ft) depending upon configuration.
  High output option*: Up to 1800 Lm/Ft, consult factory.
- LED Efficiency: Up to 160 Lm/Wt at Max. output and 180 Lm/Wt at Standard power (at 80+ CRI).
- Proprietary in-house, ultra-tight Vf binned LEDs for uniform intensity.
- Color Consistency**: Equal or better than 3 SCDM.
- L70: 50,000+ hours at Max. output.
- 5 year limited warranty***
- Tunable range 2700K to 6500K other ranges available.
- Dim-To-Warm option warm range down to 1800K.

1" Regressed

80 CRI		4000		3500		3000		2700	
Settings	Lm/ft	Wt/Ft	Lm/Wt	Wt/Ft	Lm/Wt	Wt/Ft	Lm/Wt	Wt/Ft	Lm/Wt
S	500	4.0	124.4	4.1	120.9	4.3	117.4	4.6	108.5
H	750	6.2	121.0	6.4	117.5	6.6	114.0	7.2	104.4
M	1000	8.5	117.6	8.8	114.1	9.0	110.6	10.0	100.3

LV6

3" Regressed

80 CRI		4000		3500		3000		2700	
Settings	Lm/ft	Wt/Ft	Lm/Wt	Wt/Ft	Lm/Wt	Wt/Ft	Lm/Wt	Wt/Ft	Lm/Wt
S	500	4.4	112.6	4.6	109.4	4.7	106.2	5.1	98.0
H	750	6.9	109.2	7.1	106.0	7.3	102.8	8.0	93.9
M	900	8.4	107.1	8.7	103.9	8.9	100.7	9.8	91.5

LV6

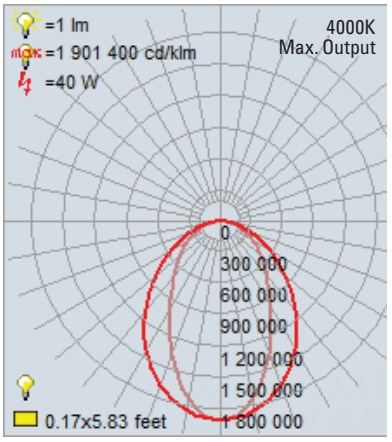

RGB & RGBW LEDs

1" Regressed Lens

	Lm/Ft	Wt/Ft	Lm/Wt
RGB (all on)	**206**	10.4	25.1
White	**317**	3.9	81.8
RGBW (all on)	**577**	14.2	40.6

3" Regressed Lens

	Lm/Ft	Wt/Ft	Lm/Wt
RGB (all on)	**236**	10.4	22.8
White	**287**	3.9	74.2
RGBW (all on)	**523**	14.2	36.8

Output adjustable with DMX-512 Control

RGBW LEDs

- DMX mixing and intensity control.
- LED Efficiency: Up to 80 Lm/Wt White at Max. output.
- High Output Hybrid option static white + RGB.
- DMX 512 Decoder with PWM LED control.
- CV power supply.
- Decoder and power supply may be remote (up to 35 feet).
- 5 year limited warranty***

* Consult factory for High Output White channel 1200+ Lm/Ft
** Does not apply to Tunable White
*** See Starfire website for Product Limited Warranty

STARFIRE LIGHTING, INC.
7 Donna Drive, Wood-Ridge, NJ 07075
starfirelighting.com

P 201.438.9540
F 201.438.9541

All designs and drawings are the property of STARFIRE LIGHTING, INC. We reserve the right to make changes to specifications and approved designs at any time without notice to facilitate manufacturing methods to the extent that such changes do not compromise design integrity. All performance specifications are subject to +/- 10% deviation.

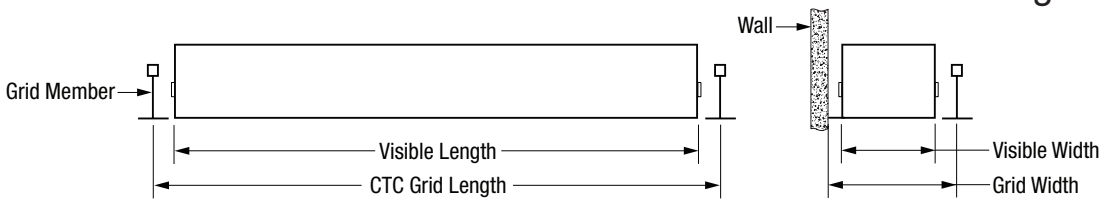

Grid Ceiling
Dimensions

	9/16", Don Fineline, Decoustic			15/16"		
Order CTC Grid Length	**Visible Length**	**Visible Width**	**Grid Width**	**Visible Length**	**Visible Width**	**Grid Width**
24"	23 3/8"	3 3/8"	4 1/8"	23"	3 3/8"	4 5/16"
30"	29 3/8"	3 3/8"	4 1/8"	29"	3 3/8"	4 5/16"
36"	35 3/8"	3 3/8"	4 1/8"	35"	3 3/8"	4 5/16"
48"	47 3/8"	3 3/8"	4 1/8"	47"	3 3/8"	4 5/16"
60"	59 3/8"	3 3/8"	4 1/8"	59"	3 3/8"	4 5/16"
72"	71 3/8"	3 3/8"	4 1/8"	71"	3 3/8"	4 5/16"
84"	83 3/8"	3 3/8"	4 1/8"	83"	3 3/8"	4 5/16"
90"	89 3/8"	3 3/8"	4 1/8"	89"	3 3/8"	4 5/16"
96"	95 3/8"	3 3/8"	4 1/8"	95"	3 3/8"	4 5/16"



Solid Ceiling
Dimensions
Fixture must be installed before ceiling

			Plaster Flange				1" Flange			
Nominal Order Length	**Visible Length**	**Visible Width**	**Trim Length**	**Trim Width**	**Cutout Length**	**Cutout Width**	**Trim Length**	**Trim Width**	**Cutout Length**	**Cutout Width**
24"	23 3/8"	3 3/8"	26 3/32"	5 3/16"	24 1/4"	4 1/4"	25 1/8"	4 11/16"	24 1/4"	4 1/4"
30"	29 3/8"	3 3/8"	32 3/32"	5 3/16"	30 1/4"	4 1/4"	31 1/8"	4 11/16"	30 1/4"	4 1/4"
36"	35 3/8"	3 3/8"	38 3/32"	5 3/16"	36 1/4"	4 1/4"	37 1/8"	4 11/16"	36 1/4"	4 1/4"
48"	47 3/8"	3 3/8"	50 3/32"	5 3/16"	48 1/4"	4 1/4"	49 1/8"	4 11/16"	48 1/4"	4 1/4"
60"	59 3/8"	3 3/8"	62 3/32"	5 3/16"	60 1/4"	4 1/4"	61 1/8"	4 11/16"	60 1/4"	4 1/4"
72"	71 3/8"	3 3/8"	74 3/32"	5 3/16"	72 1/4"	4 1/4"	73 1/8"	4 11/16"	72 1/4"	4 1/4"
84"	83 3/8"	3 3/8"	86 3/32"	5 3/16"	84 1/4"	4 1/4"	85 1/8"	4 11/16"	84 1/4"	4 1/4"
90"	89 3/8"	3 3/8"	92 3/32"	5 3/16"	90 1/4"	4 1/4"	91 1/8"	4 11/16"	90 1/4"	4 1/4"
96"	95 3/8"	3 3/8"	98 3/32"	5 3/16"	96 1/4"	4 1/4"	97 1/8"	4 11/16"	96 1/4"	4 1/4"
Custom Order Length	Order Length – 5/8"	3 3/8"	Order Length + 2 3/32"	5 3/16"	Order Length + 1/4"	4 1/4"	Order Length + 1 1/8"	4 11/16"	Order Length + 1/4"	4 1/4"

			Grid Trim (No Flange)			
Nominal Order Length	**Visible Length**	**Visible Width**	**Trim Length**	**Trim Width**	**Cutout Length**	**Cutout Width**
24"	23 3/8"	3 3/8"	23 3/8"	3 13/16"	23 1/2"	3 7/8"
30"	29 3/8"	3 3/8"	29 3/8"	3 13/16"	29 1/2"	3 7/8"
36"	35 3/8"	3 3/8"	35 3/8"	3 13/16"	35 1/2"	3 7/8"
48"	47 3/8"	3 3/8"	47 3/8"	3 13/16"	47 1/2"	3 7/8"
60"	59 3/8"	3 3/8"	59 3/8"	3 13/16"	59 1/2"	3 7/8"
72"	71 3/8"	3 3/8"	71 3/8"	3 13/16"	71 1/2"	3 7/8"
84"	83 3/8"	3 3/8"	83 3/8"	3 13/16"	83 1/2"	3 7/8"
90"	89 3/8"	3 3/8"	89 3/8"	3 13/16"	89 1/2"	3 7/8"
96"	95 3/8"	3 3/8"	95 3/8"	3 13/16"	95 1/2"	3 7/8"
Custom Order Length	Order Length – 5/8"	3 3/8"	Order Length – 8/8"	3 13/16"	Order Length – 1/2"	3 7/8"

For lengths over 96", consult factory regarding cutout dimensions

STARFIRE LIGHTING, INC.
7 Donna Drive, Wood-Ridge, NJ 07075
starfirelighting.com

P 201.438.9540
F 201.438.9541

All designs and drawings are the property of STARFIRE LIGHTING, INC. We reserve the right to make changes to specifications and approved designs at any time without notice to facilitate manufacturing methods to the extent that such changes do not compromise design integrity. All performance specifications are subject to +/- 10% deviation.