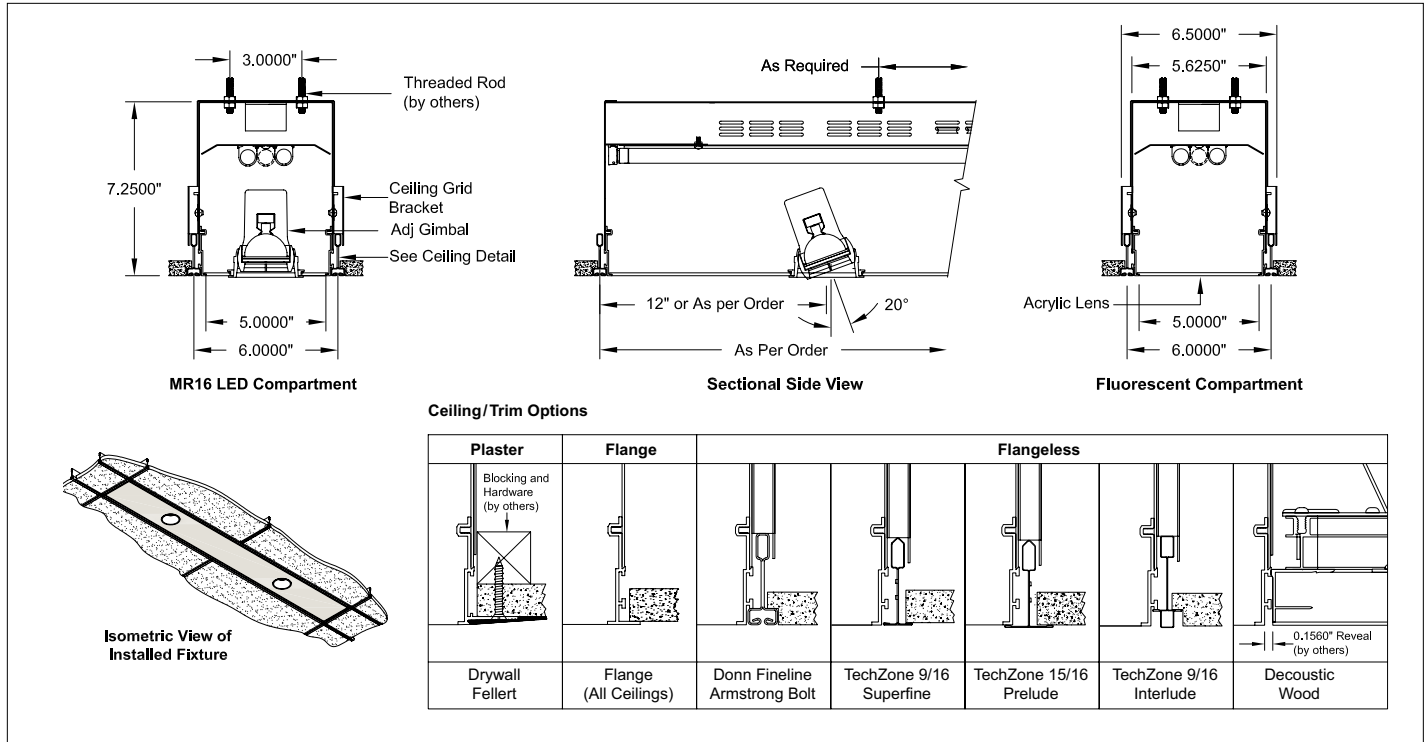


Fluorescent Slot, Flush Lens with In-Lens Adjustable MR16 LED Gimbal

T5



VGL6- L6 - T - - -W-

of MR16 Lamps LED Wattage # of Fluor Lamps in Cross Section Fluor Lamp Wattage Ballast Length Trim Options* Voltage

# of MR16	LED Wattage	# of Fluor in Cross Section	Fluor Wattage	Ballast (Specify below)	Length	Trim Options*	Voltage
<input type="checkbox"/> 1	Consult factory for Lamp to Transformer/Driver compatibility	<input type="checkbox"/> 1	See Configurations (Pages 2-3)	<input type="checkbox"/> E (Electronic) Std.	<input type="checkbox"/> 24" <input type="checkbox"/> 72"	<input type="checkbox"/> P (Plaster)	<input type="checkbox"/> 1 (120V)
<input type="checkbox"/> 2		<input type="checkbox"/> 2		<input type="checkbox"/> D (Dimming) †	<input type="checkbox"/> 36" <input type="checkbox"/> 84"	<input type="checkbox"/> F (Flange)	<input type="checkbox"/> 2 (277V)
<input type="checkbox"/> 3					<input type="checkbox"/> 48" <input type="checkbox"/> 96"	<input type="checkbox"/> X (Flangeless)	
				† Specify Ballast (required)	<input type="checkbox"/> 60" <input type="checkbox"/> Custom (specify)		

* P=Plaster: For use with Drywall and Fellert.
 F=Flange: Suitable for all ceiling types.
 X=Flangeless: For use with Donn Fineline 9/16, Armstrong Bolt Slot 9/16, TechZone 9/16 Superfine, TechZone 15/16 Prelude, TechZone 9/16 Interlude, Decoustic and Wood.

Description
Fluorescent slot- flush lens with in-lens adjustable MR16 LED gimbal.

Features

- Standard Lens: Rabbeted frosted acrylic
- Gimbal is adjustable from 0°-20°
- Shiplapped lenses for sections longer than 96"
- Fixtures fabricated to any length (Refer to Pages 2-3)
- Continuous run length configurations with fully illuminated corners
- Below ceiling access to ballast, transformer and wiring

Fixture Specifications
 Finish: White (std), custom available
 Weight: Approx. 8 lbs. per linear foot
 Ceiling Cutout: Refer to Pages 2-3

Electrical

- Ambient temperature 100 °F. maximum
- Integral electronic ballast(s), thermally protected and toroidal transformer(s)
- Through branch wiring capable

Mounting

- Threaded rod, hanger wire or alternate mounting by others, consult factory

Options (Consult factory)

- Lenses: Specify on Page 3
- Occupancy sensor, daylight control module and EM pack
- HVAC, fire sprinkler, surveillance or public address systems integration

Photometry: Consult factory



All designs and scaled drawings shall remain the property of STARFIRE LIGHTING, INC., and may not be reproduced or transmitted without expressed written consent. STARFIRE LIGHTING, INC. reserves the right to make changes on approved designs to facilitate manufacturing methods to the extent that such changes do not compromise design integrity.

Single Lamp Configurations

VGL6

Job Name: _____ Fixture Type: _____

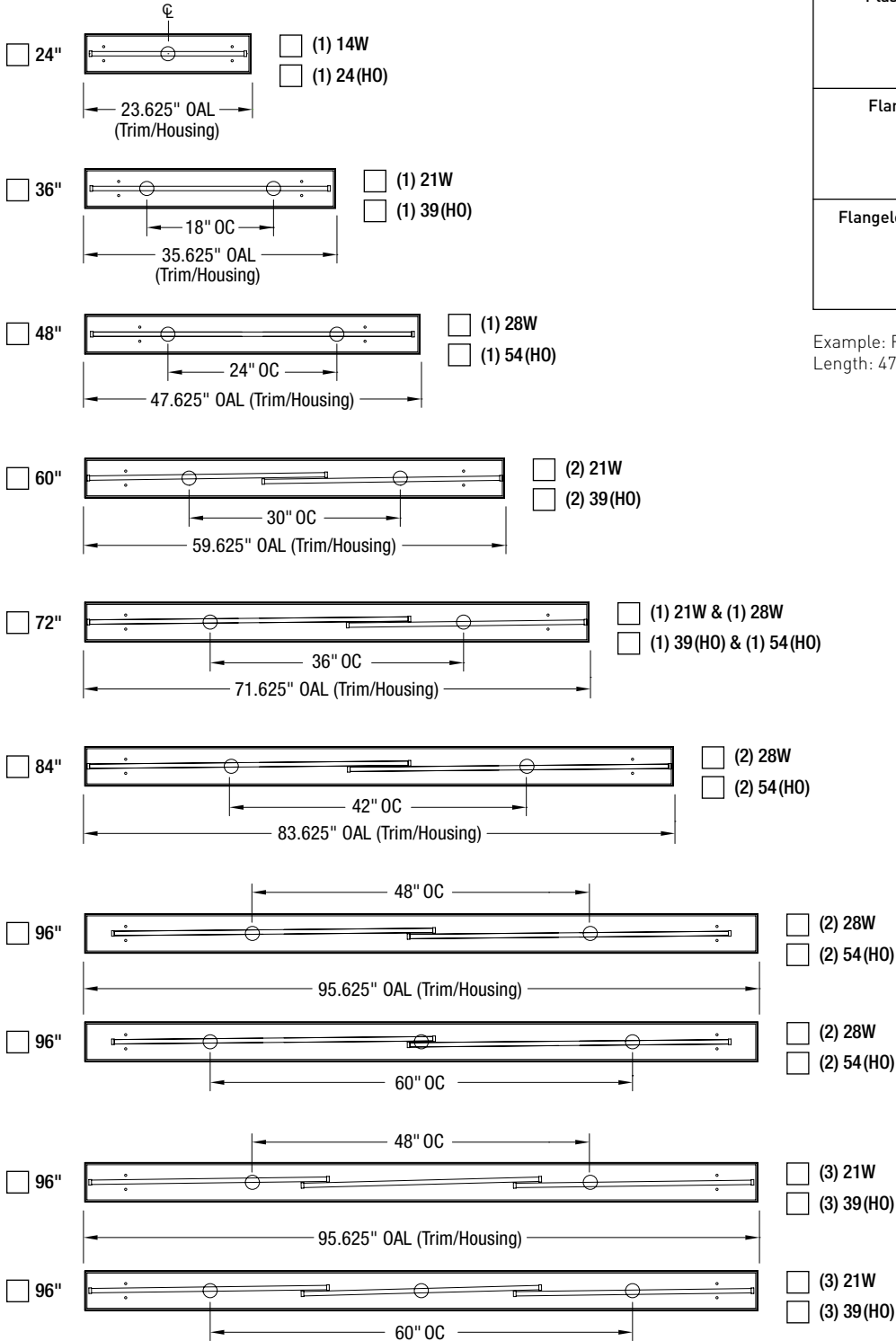
- 1 - Choose fixture configuration
- 2 - Select desired fluorescent lamp wattage

Single MR16 downlight is at center of fixture. Custom configurations upon request.

For fixture installation dimensions per trim type, follow formula below

Plaster	Furthest extent of tape-in flange Length: OAL + 1.6875", Width: 7.3125"
	Ceiling cut out Length: OAL + 0.125", Width: 5.75"
Flange	Furthest extent of overlap flange Length: OAL + 0.5625", Width: 6.1875"
	Ceiling cut out Length: OAL + 0.125", Width: 5.75"
Flangeless	Opening for Wood/Tile/Decoustic ceilings Length: OAL + 0.125", Width: 5.75"
	CTC Grid spacing for T-Grid/ATC systems Length: OAL + 0.375", Width: 6"

Example: Flangeless 48" (Nom) VGL6 in Decoustic ceiling
Length: 47.625" + 0.125" = 47.75" x 5.75" Wide



Starfire's patent pending EvenGlow™ system eliminates lamp/socket imaging and bright spots.

VGL6

Job Name: _____ Fixture Type: _____

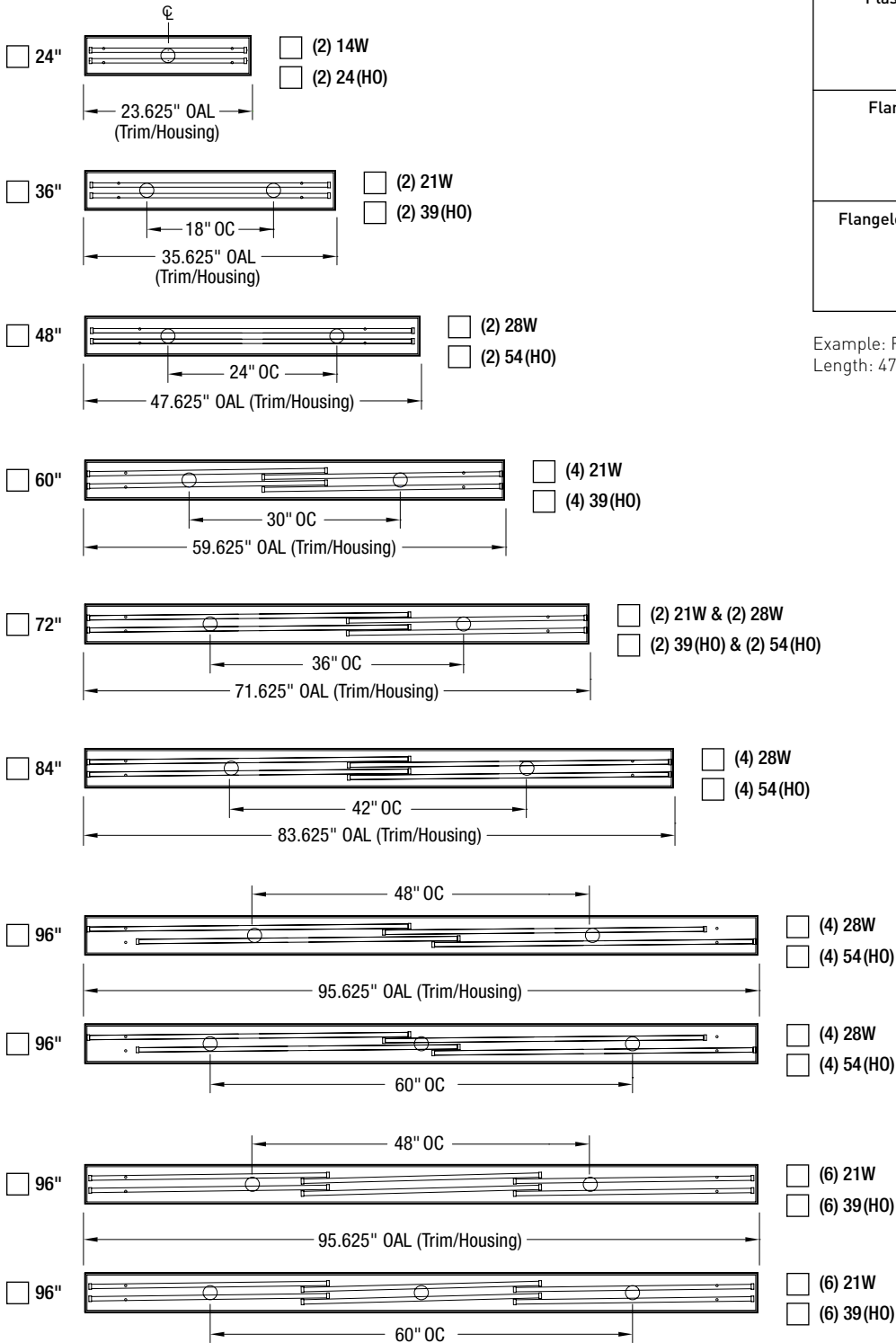
- 1 - Choose fixture configuration
- 2 - Select desired fluorescent lamp wattage

Single MR16 downlight is at center of fixture. Custom configurations upon request.

For fixture installation dimensions per trim type, follow formula below

Plaster	Furthest extent of tape-in flange Length: OAL + 1.6875", Width: 7.3125"
	Ceiling cut out Length: OAL + 0.125", Width: 5.75"
Flange	Furthest extent of overlap flange Length: OAL + 0.5625", Width: 6.1875"
	Ceiling cut out Length: OAL + 0.125", Width: 5.75"
Flangeless	Opening for Wood/Tile/Decoustic ceilings Length: OAL + 0.125", Width: 5.75"
	CTC Grid spacing for T-Grid/ATC systems Length: OAL + 0.375", Width: 6"

Example: Flangeless 48" (Nom) VGL6 in Decoustic ceiling
Length: 47.625" + 0.125" = 47.75" x 5.75" Wide



Starfire's patent pending EvenGlow™ system eliminates lamp/socket imaging and bright spots.

VGL6

Job Name:

Fixture Type:

Fluorescent Options

	Acrylic Lenses	Lens Efficiency	Cat. No.
<input type="checkbox"/>	Frosted (2067-P95)	81%	(standard)
<input type="checkbox"/>	2447-P95	47%	47P
<input type="checkbox"/>	D-Glare, Hi-Def	93%	DH

For other lens options, consult factory.