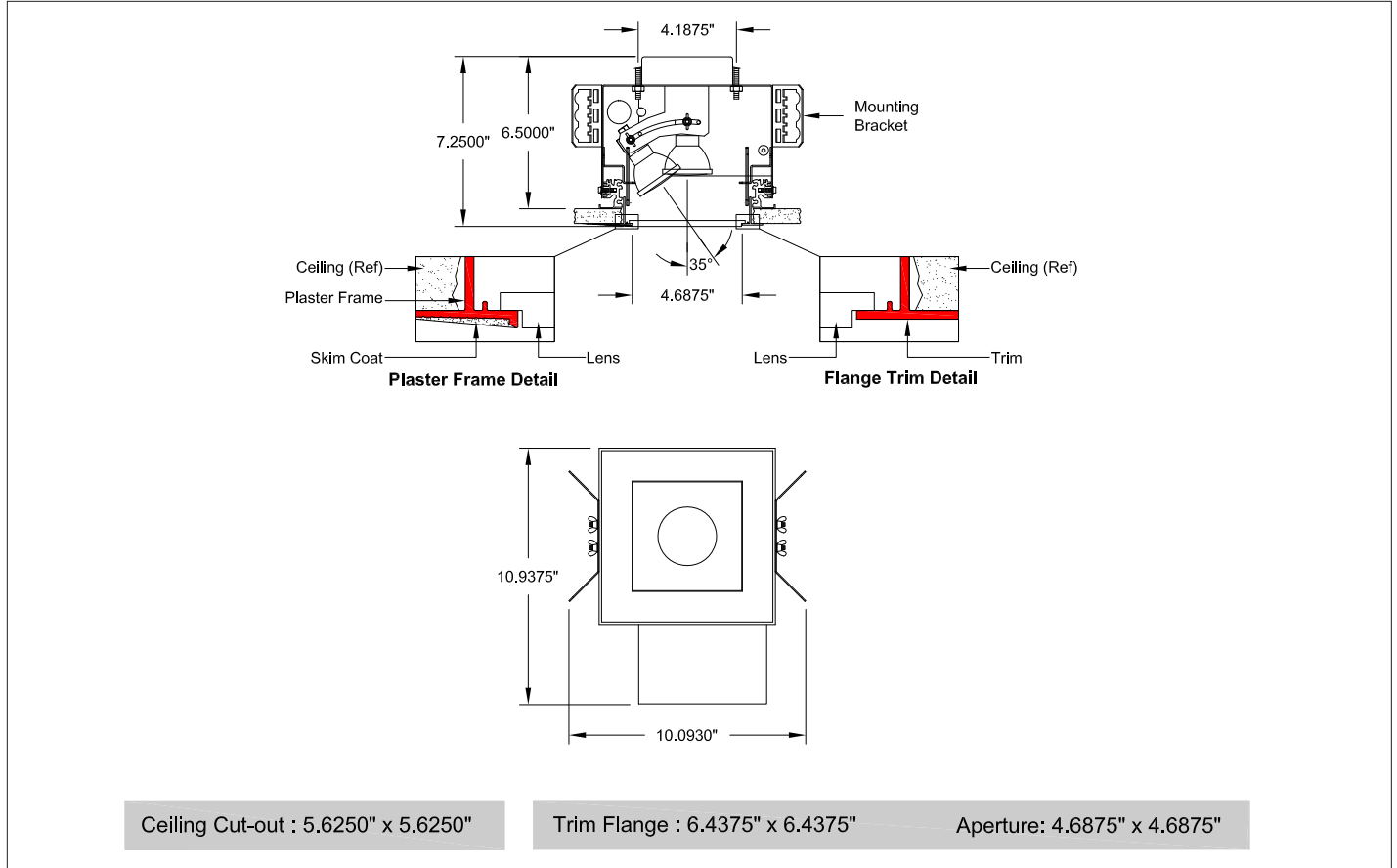


Downlight, Flush Lens with Virtual Pivot Lampholder



Ceiling Cut-out : 5.6250" x 5.6250"

Trim Flange : 6.4375" x 6.4375"

Aperture: 4.6875" x 4.6875"

-1-M6M - /W-VP-

| Trim Type | Wattage | Trim Finish | Voltage |
|--------------------------------------|-----------------------------|----------------------------------|-----------------------------------|
| <input type="checkbox"/> VLP Plaster | <input type="checkbox"/> 20 | <input type="checkbox"/> W White | <input type="checkbox"/> 1 (120V) |
| <input type="checkbox"/> VLF Flange | <input type="checkbox"/> 39 | <input type="checkbox"/> B Black | <input type="checkbox"/> 2 (277V) |

Description

Recessed metal halide downlight fixture with flush rabbeted lens. Virtual pivot lampholder. One MR16 MH lamp. Flanged or plaster frame trim.

Features

- Standard Lens: Solite
- Below ceiling access to the ballast and wiring.
- Lampholder is adjustable from 0°-35°.
- Plaster frame trim provides 0.062" reveal to minimize skim coat cracking.
- Integral Thermal Protection.

Fixture Specifications

Dimensions: 10.093"L x 10.937"W x 6.5"H
 Weight: Approx. 12 lbs.
 Ceiling Cutout: 5.625"L x 5.625"W

Electrical

- Power Consumption: 39 watts max.
- Ambient temperature 100 °F. maximum.
- Integral toroidal ballast.
- Through branch wiring capable.

Mounting

Universal mounting brackets included.
 Contact factory for special ceiling conditions.

Options (Consult factory)

- Lenses: Page 2
- Photometry: Page 3







All designs and scaled drawings shall remain the property of STARFIRE LIGHTING, INC., and may not be reproduced or transmitted without expressed written consent. STARFIRE LIGHTING, INC. reserves the right to make changes on approved designs to facilitate manufacturing methods to the extent that such changes do not compromise design integrity.

VL-1-M6M

Job Name:

Fixture Type:

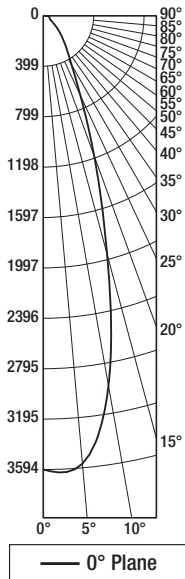
Lens Options

| | Lenses | | Cat. No. |
|--------------------------|---|-------------------------------|----------|
| <input type="checkbox"/> |  | Solite Spread Lens | S0 |
| <input type="checkbox"/> |  | Frosted Solite Spread Lens | FS |
| <input type="checkbox"/> |  | Prismatic Spread Lens | PR |
| <input type="checkbox"/> |  | Frosted Prismatic Spread Lens | FP |

For other lens options, consult factory.

VersaLux™ Series VL

Downlight, Flush Lens with Virtual Pivot Lampholder

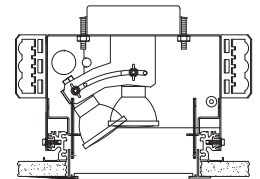


1 Lamp Photometrics

39 Watt MR16 Metal Halide, 25° Flood

Solite Lens

Photometry reports for other fixture configurations, consult factory



Total Luminaire Efficiency: 85.00%

Candela Distribution

| | 0 |
|----|------|
| 0 | 3594 |
| 5 | 3561 |
| 10 | 2977 |
| 15 | 1959 |
| 20 | 1179 |
| 25 | 696 |
| 30 | 451 |
| 35 | 327 |
| 40 | 248 |
| 45 | 186 |
| 50 | 132 |
| 55 | 94 |
| 60 | 69 |
| 65 | 58 |
| 70 | 55 |
| 75 | 50 |
| 80 | 49 |
| 85 | 37 |
| 90 | 14 |

Zonal Lumen Summary

| | |
|----|-----|
| 5 | 170 |
| 10 | 283 |
| 15 | 278 |
| 20 | 221 |
| 25 | 161 |
| 30 | 124 |
| 35 | 103 |
| 40 | 87 |
| 45 | 72 |
| 50 | 55 |
| 55 | 42 |
| 60 | 33 |
| 65 | 29 |
| 70 | 28 |
| 75 | 27 |
| 80 | 26 |
| 85 | 20 |
| 90 | 4 |

Utilization

| RC | 80 | | | | 70 | | | | 50 | | | 30 | | | 10 | | | Flux |
|----|-----|-----|-----|-----|-----|-----|-----|-----|----|----|----|----|----|----|----|----|----|------|
| | 70 | 50 | 30 | 10 | 70 | 50 | 30 | 10 | 50 | 30 | 10 | 50 | 30 | 10 | 50 | 30 | 10 | |
| 0 | 102 | 102 | 102 | 102 | 100 | 100 | 100 | 100 | 95 | 95 | 95 | 91 | 91 | 91 | 88 | 88 | 88 | 86 |
| 1 | 96 | 93 | 91 | 88 | 94 | 91 | 89 | 87 | 88 | 86 | 84 | 85 | 83 | 82 | 79 | 79 | 79 | 78 |
| 2 | 91 | 86 | 82 | 79 | 89 | 84 | 81 | 78 | 82 | 79 | 76 | 79 | 77 | 74 | 72 | 72 | 72 | 71 |
| 3 | 86 | 80 | 75 | 71 | 84 | 79 | 74 | 71 | 76 | 73 | 70 | 74 | 71 | 68 | 66 | 66 | 66 | 66 |
| 4 | 82 | 75 | 70 | 66 | 80 | 74 | 69 | 65 | 72 | 68 | 64 | 70 | 67 | 64 | 62 | 62 | 62 | 62 |
| 5 | 78 | 70 | 65 | 61 | 76 | 69 | 64 | 61 | 68 | 63 | 60 | 66 | 63 | 60 | 58 | 58 | 58 | 58 |
| 6 | 74 | 66 | 61 | 57 | 73 | 66 | 61 | 57 | 64 | 60 | 57 | 63 | 59 | 56 | 55 | 55 | 55 | 55 |
| 7 | 71 | 63 | 58 | 54 | 70 | 62 | 57 | 54 | 61 | 57 | 53 | 60 | 56 | 53 | 52 | 52 | 52 | 52 |
| 8 | 68 | 60 | 55 | 51 | 67 | 59 | 54 | 51 | 58 | 54 | 51 | 57 | 53 | 50 | 49 | 49 | 49 | 49 |
| 9 | 65 | 57 | 52 | 49 | 64 | 57 | 52 | 48 | 56 | 51 | 48 | 55 | 51 | 48 | 47 | 47 | 47 | 47 |
| 10 | 63 | 54 | 50 | 46 | 62 | 54 | 49 | 46 | 53 | 49 | 46 | 53 | 49 | 46 | 45 | 45 | 45 | 4 |