

8" VersaLux LED Slot

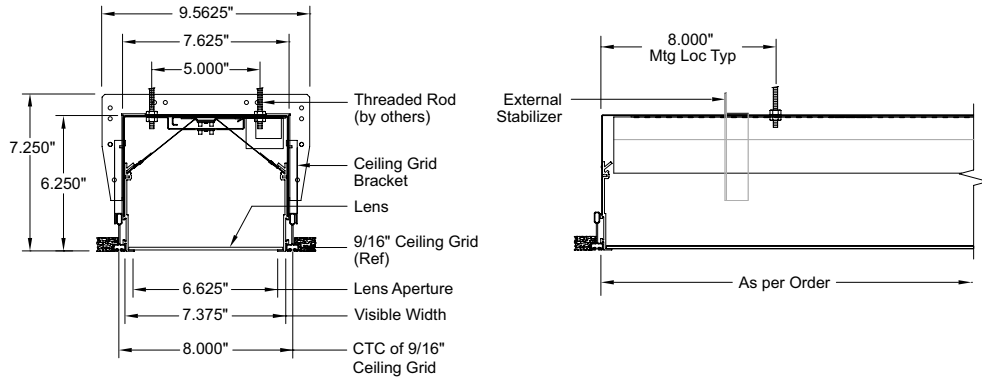
LED



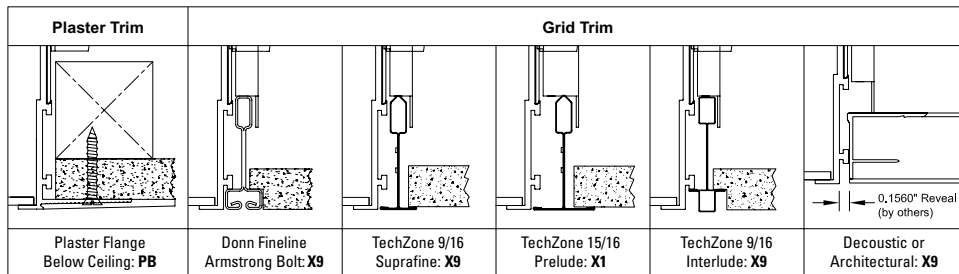
Linear LED Slot
with Flush Lens

VL8 LED

Job Name
Fixture Type



Ceiling Trim Detail



VL8-L						-W-
CRI	Color Temp	Output	Dimming⁽²⁾	Length (inches)	Ceiling Trim	Whip
8 80+ 9 90+ ⁽¹⁾	27 2700K 30 3000K 35 3500K 40 4000K TW 2700K-6500K	S Std. H High M Max. Custom: Specify Lm/Ft ⁽¹⁾	S Std. 0-10V (1%) E Lutron 5 Series (5%) H Lutron Hi-Lume (1%) D Dali (1%) W Wireless ⁽³⁾	Nominal: 24 36 48 60 72 84 96 (see Page 3) Custom: xxx (in inches)	PB Plaster Flange Below X9 9/16 Grid Trim X1 15/16 Grid Trim	(Finish) N No Whip W Standard Whip

Product Code Example: VL8-L830HE-120-X9-W-N

Linear flush lens slot fixture utilizing high performance LED boards, lenses and full reflectors. Available with plaster or grid trim options.

Features

- Starfire's proprietary EvenGlow™ system provides uniform illumination from end-to-end without lamp imaging, bright spots or shadows at any length
- Fixtures fabricated to any length without custom engineering
- Exceptional lumen per watt efficiency
- High efficiency, low cost, dynamic Tunable White option
- High performance acrylic flush lift and shift lens
- Future proof LED boards sourced from world's leading suppliers
- Quick-Connect lighting modules plug together

Fixture Specifications

- Housing: 16 Ga Steel
- Trim: Heavy-duty extruded aluminum
- Finish: White (std), custom available
- Weight: Approx. 6.2 lbs per linear foot
- UL Listed, (indoor non-condensing)

LED Specifications/Photometry: Page 2

Electrical

- Power consumption: Per specification based on LED configuration
- Input Voltage: 120-277V universal driver
- Ambient operating range: -4 °F to +100 °F
- Integral electronic drivers
- Integral wiring bus between fixture sections
- Drivers with full dimming range at any output choice
- 1% Dimming: 0-10V standard (included), consult factory for other options

Mounting

- Universal mounting brackets provided. Contact factory for alternate mounting
- Easy Access wiring compartment – all connections can be made without disassembling the fixture. 7/8" knockouts provided for top or end.

Ceiling Cutout: Refer to Page 3

Options (Consult factory)

- 6 ft armored whip, may be factory installed
- Occupancy sensor, daylight control module
- EM pack in 4ft segments. Delivers 800+ total lumens for 90 mins. Specify location (+/- 2ft) at time of order
- HVAC, fire sprinkler, surveillance or public address systems integration

⁽¹⁾ Factory to confirm availability

⁽²⁾ For high performance dimming below 125 lm/ft, contact factory

⁽³⁾ Specify wireless system



STARFIRE LIGHTING, INC.
7 Donna Drive, Wood-Ridge, NJ 07075
starfirelighting.com

P 201.438.9540
F 201.438.9541

All designs and drawings are the property of STARFIRE LIGHTING, INC. We reserve the right to make changes to specifications and approved designs at any time without notice to facilitate manufacturing methods to the extent that such changes do not compromise design integrity. All performance specifications are subject to +/- 10% deviation.

VersaLux LED Slot, Flush Lens

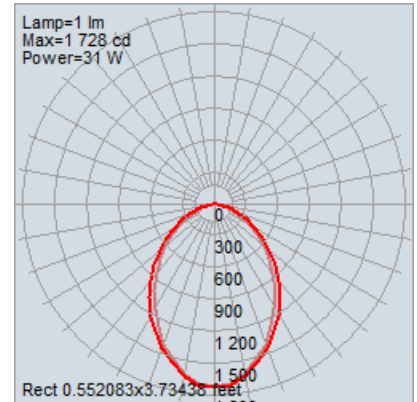
VL8 LED

4000K

LED Strip

High output edge-to-edge, end-to-end illumination

- Choice of lumen output levels:
 - S:** Standard
 - H:** High
 - M:** Maximum
 - C:** Custom (between 400 and 1000 Lm/Ft)
- LED Efficiency: Up to 160 Lm/Wt at Maximum output and 180 Lm/Wt at Standard power (at 80+ CRI)
- L70: 50,000+ hours at Maximum output
- 2700K, 3000K, 3500K, 4000K and Tunable White: 2700K-6500K
- CRI: 80+ or 90+
- Color Consistency: Equal or better than 3 SCDM with chip mixing
- UL Listed
- 5 year limited warranty*



Fixture Efficacy

Output Setting	Lm/Ft	4000K		3500K		3000K		2700K	
		Wt/Ft	Lm/Wt	Wt/Ft	Lm/Wt	Wt/Ft	Lm/Wt	Wt/Ft	Lm/Wt
S Standard	500	4.3	116.7	4.4	114.3	4.6	109.7	5.2	96.6
H High	700	6.2	112.4	6.4	110.1	6.6	105.4	7.7	91.2
M Maximum	900	8.3	108.1	8.5	105.8	8.9	101.1	10.5	85.9

Performance for nominal 4 foot length or greater (Std. 6ft)

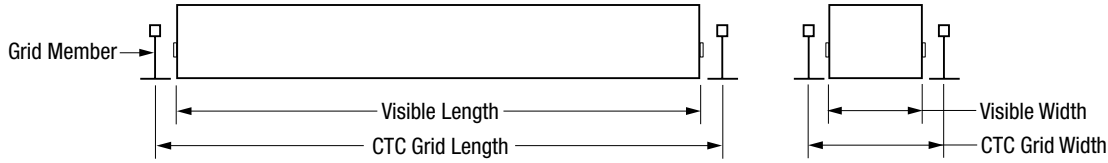
* See Starfire website for Product Limited Warranty



STARFIRE LIGHTING, INC.
7 Donna Drive, Wood-Ridge, NJ 07075
starfirelighting.com


P 201.438.9540
F 201.438.9541

All designs and drawings are the property of STARFIRE LIGHTING, INC. We reserve the right to make changes to specifications and approved designs at any time without notice to facilitate manufacturing methods to the extent that such changes do not compromise design integrity. All performance specifications are subject to +/- 10% deviation.



Grid Ceiling Dimensions

Order CTC Grid Length	9/16", Don Finline, Decoustic			15/16"		
	Visible Length	Visible Width	CTC Grid Width	Visible Length	Visible Width	CTC Grid Width
24"	23 3/8"	7 3/8"	8"	23"	7 3/8"	8 3/8"
30"	29 3/8"	7 3/8"	8"	29"	7 3/8"	8 3/8"
36"	35 3/8"	7 3/8"	8"	35"	7 3/8"	8 3/8"
48"	47 3/8"	7 3/8"	8"	47"	7 3/8"	8 3/8"
60"	59 3/8"	7 3/8"	8"	59"	7 3/8"	8 3/8"
72"	71 3/8"	7 3/8"	8"	71"	7 3/8"	8 3/8"
84"	83 3/8"	7 3/8"	8"	83"	7 3/8"	8 3/8"
90"	89 3/8"	7 3/8"	8"	89"	7 3/8"	8 3/8"
96"	95 3/8"	7 3/8"	8"	95"	7 3/8"	8 3/8"



Solid Ceiling Dimensions

Nominal Order Length	Visible Length	Visible Width	Plaster Flange Below			
			Trim Length	Trim Width	Cutout Length	Cutout Width
24"	23 3/8"	7 3/8"	26 1/8"	10 1/8"	23 3/4"	7 3/4"
30"	29 3/8"	7 3/8"	32 1/8"	10 1/8"	29 3/4"	7 3/4"
36"	35 3/8"	7 3/8"	38 1/8"	10 1/8"	35 3/4"	7 3/4"
48"	47 3/8"	7 3/8"	50 1/8"	10 1/8"	47 3/4"	7 3/4"
60"	59 3/8"	7 3/8"	62 1/8"	10 1/8"	59 3/4"	7 3/4"
72"	71 3/8"	7 3/8"	74 1/8"	10 1/8"	71 3/4"	7 3/4"
84"	83 3/8"	7 3/8"	86 1/8"	10 1/8"	83 3/4"	7 3/4"
90"	89 3/8"	7 3/8"	92 1/8"	10 1/8"	89 3/4"	7 3/4"
96"	95 3/8"	7 3/8"	98 1/8"	10 1/8"	95 3/4"	7 3/4"
Custom Order Length	Order Length - 5/8"	7 3/8"	Order Length + 2 1/8"	10 1/8"	Order Length - 1/4"	7 3/4"

Custom Fixture Length Example:

A 24" Nominal Order Length yields a 23 3/8" Visible Length.
 For a 24" Visible Length, order a Custom Length of 24 5/8".

For lengths over 96", consult factory regarding cutout dimensions.